L&T Electrical & Automation

WINNER OF DEMING PRIZE 2019

Maximum Retail Prices for Panel Accessories

Effective from 01-02-2021

L&T SWITCHGEAR
SAFE & SURE

Good quality products and customer service, continuous improvement in processes, systems and capabilities are the hallmark of leaders in business.

The Electrical Standard Products (ESP) business and New Product Development (NPD) function of L&T Electrical & Automation have been awarded the Deming Prize 2019, by JUSE (Union of Japanese Scientists and Engineers), Japan.

The Deming Prize is one of the highest awards on Total Quality Management (TQM) in the globe. It is presented to an organization that has implemented TQM suitable for its management philosophy, scope/type/scale of business and management environment.

The TQM activities of ESP were evaluated for establishment of customer oriented objectives and strategies & top management leadership, suitable utilisation and implementation of TQM, effects obtained regarding business objectives and demonstration of organizational capabilities.

L&T's ESP is the first low voltage switchgear manufacturer in India that has received this recognition.

L&T SWITCHGEAR
SAFE & SURE

Contents

Rotary Switches 2

Load Break Switches 13

Cable Ducts 15

Timing Devices, Supply Monitors & ELR 18

Modular Remote Control Units 25

Discontinued products 37

Note:

Colour of HSN code signifies below

[Green colour : HSN code]

Current GST 18%, subject to changes as per Govt. notification

SmartComm
Energy Management System

The Energy Management System that fosters energy efficiency

Your trusted partner for the continued growth of your business – L&T Electrical & Automation (E&A) – presents SmartComm Energy Management System. It enables you to measure and monitor your electrical system, consequently helping you save energy. At the heart of this monitoring system are our digital panel meters, with host of benefits.

SmartComm Energy Management System Software

- Simple and powerful energy monitoring software with multiple benefits that empowers the user to save money
- Glimpse of all entire energy consumption in the plant through dashboard
- Provision to generate multiple report types
- On-premise server or Web based access with cloud solution provision

Digital Panel Meters

- Meters with Class 1, Class 0.5, 0.5S, Class 0.2, 0.2S accuracy
- Meters with THD and individual harmonics up to 31st
- Direct access to Basic, Power and Energy parameters through front keys
- RS485 or Ethernet communication available
- Analog, Digital inputs and outputs, Data logging options

Please refer ESP Price List for details.

Customer Interaction Center (CIC)
BSNL / MTNL (toll free): 1800 233 5858 Reliance (toll free): 1800 200 5858
Tel: 022 6774 5858 Email: cic@Lntebg.com Web: www.Lntebg.com

For** our **DPM programming videos and more details on Energy Management Solutions please scan the QR code or click here

Our metering solutions include:

- Single function meters
- VAF + PF meters
- Energy meters
- Dual Source meters
- Basic Multifunction meters
- Advanced Multifunction meters
- MD Controller

CBMC/DP/102018

Rotary Switches

Cam Operated Rotary Switches [8536]

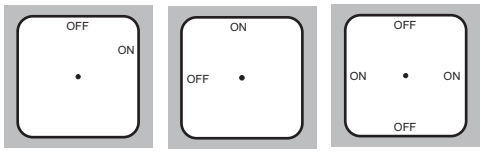

Isolators Switches (ON-OFF Switches)

60° Operation	90° Operation	90° Operation Complete Rotation	Description	M.R.P. (₹) Per Unit								
Cat. No.				6A	10A	16A	25A	32A	40A	63A	100A	200A
61001	**61191**	**61195**	1 Pole ON - OFF	**130**	**236**	**298**	**324**	**405**	**516**	**603**	**3169**	**4092**
61002	**61192**	**61198**	2 Pole ON - OFF	**167**	**270**	**340**	**398**	**471**	**623**	**772**	**3961**	**5332**
61003$	**-**	**-**	3 Pole ON - OFF	**182**	**324**	**611**	**750**	**834**	**1045**	**1503**	**5364**	**6991**
-	**61199**	**61197**		**182**	**324**	**398**	**522**	**580**	**728**	**1044**	**4876**	**6659**
61004	**61194**	**61196**	4 Pole ON - OFF	**224**	**365**	**425**	**634**	**677**	**823**	**1241**	**5648**	**7918**

Offered upto 12 Pole
$ Motor Duty Switch (AC-3 Duty)

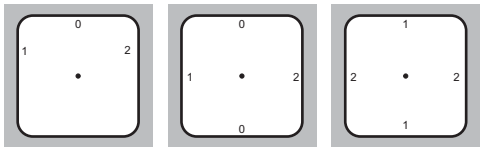

Changeover Switches (Local - Remote, Auto - Manual Switches)

With Center OFF (60°)	With OFF (90°)	Without OFF (90°) with Complete Rotation	Description	M.R.P. (₹) Per Unit								
Cat. No.				6A	10A	16A	25A	32A	40A	63A	100A	200A
61025	**61151**	**61037**	1 P 2W	**167**	**297**	**374**	**405**	**452**	**603**	**816**	**4092**	**5918**
61026	**61152**	**61038**	2 P 2W	**224**	**359**	**425**	**546**	**634**	**828**	**1241**	**5991**	**9018**
61027	**61153**	**61039**	3 P 2W	**275**	**445**	**569**	**823**	**889**	**1044**	**1667**	**7757**	**11540**
61028	**61154**	**61040**	4 P 2W	**340**	**519**	**655**	**1079**	**1138**	**1256**	**2090**	**9795**	**14405**

Phase Changeover (PS Series Switches)

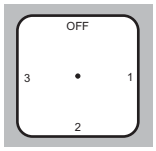

Cat. No.	Description	M.R.P. (₹) Per Unit			
		25A	32A	40A	63A
61060	1 P 3W with OFF	**373**	**466**	**680**	**765**

Phase Changeover in SS enclosure

Cat. No.	Description	M.R.P. (₹) Per Unit			
		25A	32A	40A	63A
72347P □ M17TDYR.	PS Series Switches in SS enclosure	**2616**	**2755**	**4074**	**4171**

Note : Prices are available on request for higher than 4 Pole ON-OFF version. Please contact nearest E&A branch office for prices.

Spring Return Switches [8536]

ON - OFF Spring Return Switches

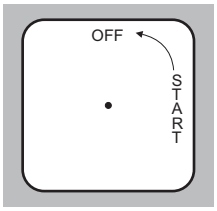

Description	Cat. No.	M.R.P. (₹) Per Unit	
		16A	25A
1 P ON - OFF	**61351**	**642**	**983**
2 P ON - OFF	**61352**	**671**	**1112**
3 P ON - OFF	**61353**	**763**	**1330**
4 P ON - OFF	**61354**	**900**	**1452**

Double Throw with Spring Return Switches

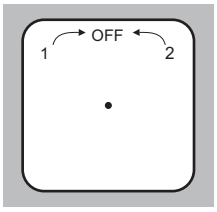

Description	Cat. No.	M.R.P. (₹) Per Unit	
		16A	25A
1 P 2W W/OFF Spring Return	**61361**	**671**	**1112**
2 P 2W W/OFF Spring Return	**61362**	**989**	**1452**
3 P 2W W/OFF Spring Return	**61363**	**1080**	**1809**

One Side Spring Return Switches

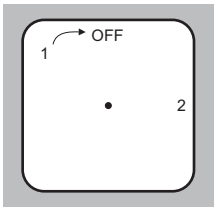

Description	Cat. No.	M.R.P. (₹) Per Unit	
		16A	25A
1 P 3W Spring Return - OFF from 1	**61364**	**612**	**1112**
2 P 3W Spring Return - OFF from 1	**61365**	**900**	**1452**
3 P 3W Spring Return - OFF from 1	**61369**	**980**	**1809**

Spring Return Switches without OFF

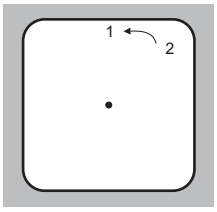

Description	Cat. No.	M.R.P. (₹) Per Unit	
		16A	25A
1 P 2W Spring Return - from 2 to 1	**61371**	**612**	**1112**
2 P 2W Spring Return - from 2 to 1	**61372**	**900**	**1452**
3 P 2W Spring Return - from 2 to 1	**61373**	**980**	**1809**

Start Stop Spring Return Switches

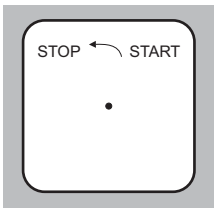

Description	Cat. No.	M.R.P. (₹) Per Unit	
		16A	25A
1 P Start Stop Spring Return	**61300**	**763**	**1123**
2 P Start Stop Spring Return	**61388**	**900**	**1452**

Multi Step Switches [8536]

Multi Step Switches with OFF

	Description	Cat. No.	M.R.P. (₹) Per Unit								
			6A	10A	16A	25A	32A	40A	63A	100A	200A
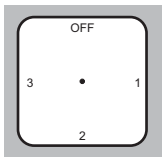 3 Way	1 P 3W	61060	197	338	391	PS Series Switches (Refer page no. 2)				4158	6315
	2 P 3W	61080	275	397	476	647	700	1006	1132	6115	9657
	3 P 3W	61100	398	532	807	964	1050	1343	1747	7985	12678
	4 P 3W	61131	506	681	978	1204	1321	1797	2098	10088	15896
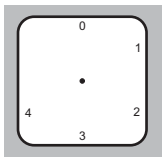 4 Way	1 P 4W	61061	230	304	569	684	757	861	1167	***	***
	2 P 4W	61081	398	572	671	722	837	***	1365	***	***
	3 P 4W	61101	548	***	1068	1204	1382	***	2098	14768	19068
	4 P 4W	61132	663	1069	1355	1445	1542	2038	2421	20719	***
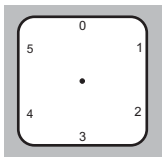 5 Way	1 P 5W	61062	252	485	655	852	866	***	1249	***	***
	2 P 5W	61082	461	747	873	1161	1365	1401	1753	***	***
	3 P 5W	61102	612	1371	1512	1644	***	2026	2372	19657	***
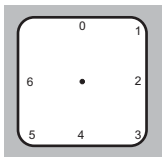 6 Way	1 P 6W	61063	333	***	634	***	882	912	***	***	***
	2 P 6W	61083	548	***	923	***	***	***	***	***	***
	3 P 6W	61103	763	***	1741	1937	***	***	2442	***	***
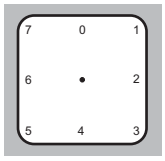 7 Way	1 P 7W	61064	340	560	686	866	906	941	1461	***	***
	2 P 7W	61084	574	***	907	1358	**	2003	2319	***	***
	3 P 7W	61104	792	***	1468	1783	***	2730	3213	***	***
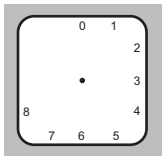 8 Way	1 P 8W	61065	384	***	679	1189	***	1490	***	***	***
	2 P 8W	61085	629	***	1238	***	***	***	***	***	***
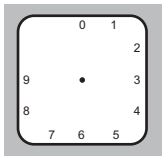 9 Way	1 P 9W	61066	398	***	***	***	***	***	***	***	***
	2 P 9W	61086	714	***	1813	***	***	***	***	***	***
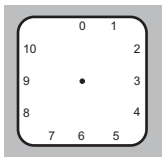 10 Way	1 P 10W	61067	461	***	945	***	***	***	***	***	***
	2 P 10W	61087	736	***	***	***	***	***	***	***	***
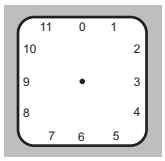 11 Way	1 P 11W	61068	548	***	864	2214	***	***	***	***	***
	2 P 11W	61088	836	***	***	***	***	***	***	***	***

***Prices are available on request.

Multi Step Switches without OFF

	Description	Cat. No.	M.R.P. (₹) Per Unit								
			6A	10A	16A	25A	32A	40A	63A	100A	200A
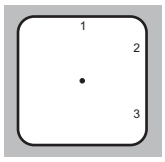 3 Way	1 P 3W W/O OFF	61049	187	325	400	499	522	801	906	***	***
	2 P 3W W/O OFF	61069	275	492	557	660	***	1006	1189	6115	***
	3 P 3W W/O OFF	61089	398	612	836	964	1050	***	1747	***	12798
	4 P 3W W/O OFF	61120	506	681	966	1225	1305	2867	3161	***	***
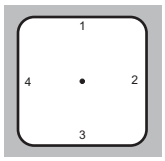 4 Way	1 P 4W W/O OFF	61050	211	351	483	603	634	875	1218	4158	***
	2 P 4W W/O OFF	61070	310	511	569	712	778	1050	1365	6425	10376
	3 P 4W W/O OFF	61090	420	499	907	1138	1256	1375	1835	8462	13989
	4 P 4W W/O OFF	61121	586	681	1058	1375	1461	1835	2450	10396	17700
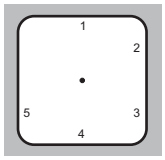 5 Way	1 P 5W W/O OFF	61051	252	368	521	677	***	***	***	***	***
	2 P 5W W/O OFF	61071	461	***	714	***	***	***	***	***	13145
	3 P 5W W/O OFF	61091	612	***	1380	1490	***	1681	2442	***	***
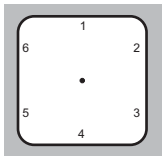 6 Way	1 P 6W W/O OFF	61052	269	***	650	756	866	1012	1278	6115	11967
	2 P 6W W/O OFF	61072	534	***	878	1349	1388	1401	1791	12186	15660
	3 P 6W W/O OFF	61092	650	1284	1490	1610	1670	1827	2442	20719	32757
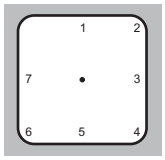 7 Way	1 P 7W W/O OFF	61053	333	***	***	896	***	***	***	10778	***
	2 P 7W W/O OFF	61073	574	***	980	1375	***	***	***	***	***
	3 P 7W W/O OFF	61093	792	***	1620	2080	***	***	3288	***	***
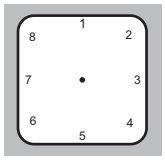 8 Way	1 P 8W W/O OFF	61054	340	666	736	906	954	1057	1542	***	***
	2 P 8W W/O OFF	61074	606	***	1238	1435	***	***	***	***	***
	3 P 8W W/O OFF	61094	851	***	1769	1872	1907	2187	3452	***	***
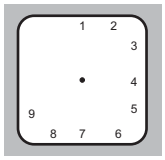 9 Way	1 P 9W W/O OFF	61055	398	***	1173	***	***	***	***	***	***
	2 P 9W W/O OFF	61075	671	***	1115	***	***	***	***	***	***
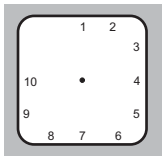 10 Way	1 P 10W W/O OFF	61056	425	706	1303	***	***	***	***	***	***
	2 P 10W W/O OFF	61076	743	***	***	***	***	***	***	***	***
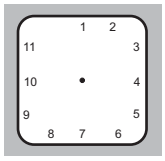 11 Way	1 P 11W W/O OFF	61057	786	***	***	***	***	***	***	***	***
	2 P 11W W/O OFF	61077	900	***	***	***	***	***	***	***	***
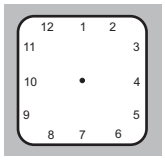 12 Way	1 P 12W W/O OFF	61058	830	***	966	2288	2437	***	***	***	***
	2 P 12W W/O OFF	61078	973	***	***	***	***	***	***	***	***

***Prices are available on request.

Instrumentation Selector Switches [8536]

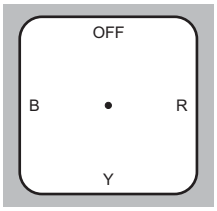

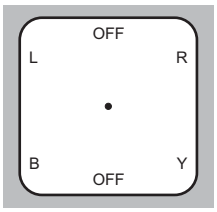

Ammeter Selector Switches (ASS)

Description	Cat. No.	Amps	M.R.P. (₹) Per Unit
Line Currents with OFF with CT	**61325 SAB13TDYR**	6A	**277**
Line Currents with OFF with CT	**61325 SBB13TDYR**	10A	**315**
Line Currents with OFF with CT	**61325 SCB03TDYR**	16A	**421**
Line Currents with OFF without CT	**71000 SCB03TDYR**	16A	**1208**
Direct Currents with OFF without CT	**71000 SEB03TDYR**	25A	**1375**
Direct Currents with OFF without CT	**71000 SFB03TDYR**	32A	**1651**
Direct Currents with OFF without CT	**71000 SGB03TDYR**	40A	**2901**
Direct Currents with OFF without CT	**71000 SIB03TDYR**	63A	**3059**

Voltmeter Selector Switches (VSS)

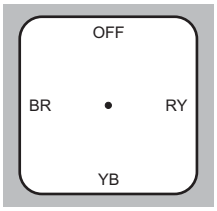

Description	Cat. No.	Amps	M.R.P. (₹) Per Unit
Voltage between Phases with OFF	**61312 SAB13TDYR**	6A	**201**
Voltage between Phases with OFF	**61312 SBB13TDYR**	10A	**286**
Voltage between Phases with OFF	**61312 SCB03TDYR**	16A	**380**

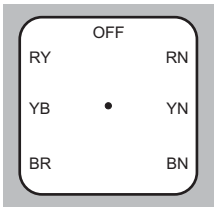

Description	Cat. No.	Amps	M.R.P. (₹) Per Unit
Voltage between Phases & Individual Phases to Neutral with OFF	**61313 SAB13TDYR**	6A	**357**
Voltage between Phases & Individual Phases to Neutral with OFF	**61313 SBB13TDYR**	10A	**573**
Voltage between Phases & Individual Phases to Neutral with OFF	**61313 SCB03TDYR**	16A	**713**

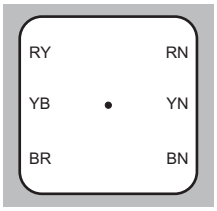

Description	Cat. No.	Amps	M.R.P. (₹) Per Unit
Voltage between Phase & Phase to Neutral without OFF	**61314 SBB13TDYR**	10A	**565**

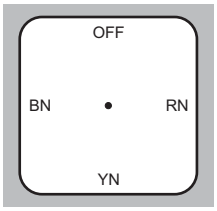

Description	Cat. No.	Amps	M.R.P. (₹) Per Unit
Voltage between Phases & Phase to Neutral without OFF	**61311 SAB13TDYR**	6A	**357**
Voltage between Phases & Phase to Neutral with OFF	**61311 SBB13TDYR**	10A	**387**

Ammeter & Voltmeter Combined Switch

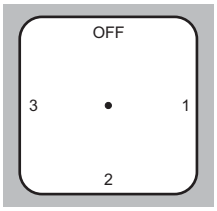

Description	Cat. No.	Amps	M.R.P. (₹) Per Unit
Voltage between Phases to Neutral & Current of that Phase	**61338 SBB13TDYR**	10A	**605**

Control your breaker remotely through TNC switch

Breaker Control Switches (Trip-Neutral-Close)

- 1NO+1NO, 2NO+2NC model available in 25A
- Barrel lock option available
- Lost motion contact (LMD) & Sequence Locking available

Customer Interaction Center (CIC)
BSNL / MTNL (toll-free): 1800 233 5858 Reliance (toll-free): 1800 200 5858
Tel: 022 6774 5858 Email: cic@Lntebg.com Web: www.Lntebg.com

Breaker Control Switches (Trip - Neutral - Close)

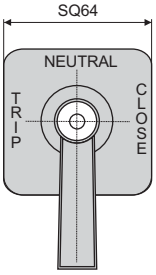

Rating	Contact Arrangement	Mounting Type	Cat. No.	M.R.P. (₹) Per Unit
25A	1NO + 1NC	Standard	**73257SEB03PGGB**	**1064**
25A	1NO + 1NC	Standard	**73257SEB03PGYR**	**1064**
25A	1NO + 1NC	Barrel Lock	**73257SEB90PGBB**	**1460**
25A	2NO + 2NC	Standard	**72009SEB03PGBB**	**1253**
25A	2NO + 2NC	Standard	**72009SEB03PGYR**	**1253**
25A	2NO + 2NC	Standard	**72009SEB03PGGB**	**1253**
25A	2NO + 2NC	Barrel Lock	**72009SEB90PGBB**	**1770**

Other option such as sequence inter lock (SIL) & lost motion device (LMD) available on request.

Motor Duty Switches

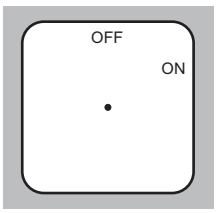

61003

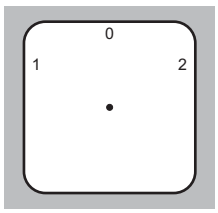

61211

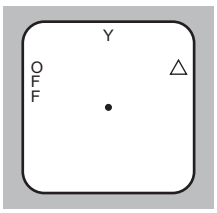

61200

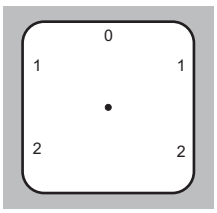

61217

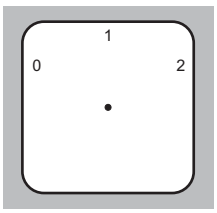

61212

Description	Cat. No.	M.R.P. (₹) Per Unit						
		16A	25A	32A	40A	63A	100A	200A
ON - OFF Switch	**61003**	**611**	**750**	**834**	**1045**	**1503**	**5364**	**6991**
FOR - OFF - REV Switch	**61211**	**461**	**560**	**663**	**1727**	**2098**	**5346**	**8617**
Star - Delta Switch	**61200**	**612**	**789**	**991**	**1512**	**1937**	***	***
2 Speed for FOR - OFF - REV Switch	**61217**	***	**1427#**	***	**2385**	***	***	***
2 Speed forward Switch	**61212**	**671**	**1300**	**1629**	**2047**	**2509**	**6686**	**7721**

Supplied only with ball grip handle

Switches in Enclosure

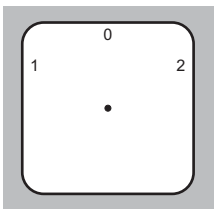

73393, 71913



72244

Description	Cat. No.	Amps	M.R.P.
FOR - OFF - Rev in SS with ball grip handle	**73393SCM17BGXB**	16A	**509**
FOR - OFF - Rev in SS with ball grip handle	**71913SEM17BGYR**	25A	**779**
FOR - OFF - Rev in SS with ball grip handle	**71913SFM17BGYR**	32A	**1145**
3 Pole ON - OFF in SS	**72244SEM17TDYR**	25A	**677**
3 Pole ON - OFF in SS	**72244SFM17TDYR**	32A	**988**
3 Pole 2Way Without OFF in SS	**61153SCM17TDYR**	16A	**939**

For any other rating requirement please contact nearest E&A branch office

Rotary Switch Accessories [8538]

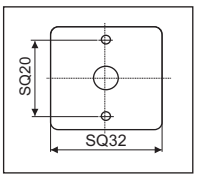

Front Plate Assembly

Description	Cat. No.	Size	M.R.P. (₹) Per Unit
Front Plate for 6 to 16A	**FP16SQ48**	48 x 48	**28**
Front Plate for 25 & 32A	**FP32SQ64**	64 x 64	**49**
Front Plate for 40 to 200A	**FP200SQ88**	88 x 88	**79**

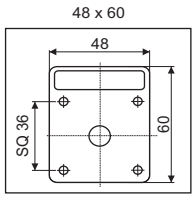

Special Front Plate Assembly

Description	Cat. No.	Size	M.R.P. (₹) Per Unit
SPL IND Plates upto 16A	**FPRT4860**	48 x 60	**49**
SPL IND Plates for 16 - 32A	**FPRT6480**	64 x 80	**84**

Tear Drop Flag Knob Ball Grip Lever Handle

Handles & Knobs

Description	Cat. No.	Size	M.R.P. (₹) Per Unit
Flag Handle for 16A	**KNFHS2**	48 x 48, 48 x 60	**17**
Flag Handle for 25 - 32A	**KNFHS3**	64 x 64, 64 x 80	**29**
Ball Handle for 16 - 32A	**HNBHS1**	64 x 64, 64 x 80	**79**
Ball Handle for 40 - 200A	**HNBHS2**	88 x 88, 104 x 104	**79**
PG Handle for 16 - 32A	**HNPGS1**	64 x 64, 64 x 80	**84**
Lever Handle for 40 - 200A	**HNLVS1**	88 x 88, 104 x 104	**106**
Tear Drop for 6 - 16A	**KNTDS1**	48 x 48, 48 x 60	**17**
Tear Drop for 16 - 32A	**KNTDS2**	64 x 64, 64 x 80	**29**
Tear Drop for 40 - 400A	**KNTDS3**	88 x 88, 104 x 104	**57**

Script Plate (marking plate)

Description	Cat. No.	Size	M.R.P. (₹) Per Unit
Script Plate for 6 - 16A	**SPSQ48**	48 x 48	**17**
Script Plate for 16 - 32A	**SPSQ64**	64 x 64	**19**
Script Plate for 40 - 200A	**SPSQ88**	88 x 88	**25**
Script Plate for 6 - 16A	**SPRT4816**	48 x 16	**8**
Script Plate for 6 - 32A	**SPRT6416**	64 x 16	**8**

Mounting Plates (used for Back Fixing Plate)

Description	Cat. No.	Size	M.R.P. (₹) Per Unit
Rear MTG Plate for 6 - 16A	**MPSQ48**	48 x 48	**12**
Rear MTG Plate for 25 - 32A	**MPSQ64**	64 x 64	**19**
Rear MTG Plate for 40 - 63A	**MPSQ88**	88 x 88	**44**
Rear MTG Plate for 80 - 400A	**MPSQ104**	104 x 104	**84**
DIN Rail Attachment upto 32A	**B21DIN35**	-	**78**

Wall Type Mounting Boxes (upto 32A - maximum 4 Contacts)

Description	Cat. No.	M.R.P. (₹) Per Unit
Plastic / ABS Enclosure B17 16A upto 3 Stage / 25A upto 2 Stage	**WMBABS**	**522**
Aluminium Enclosure B17 16A upto 3 Stage / 25A upto 2 Stage	**WMBAL**	**869**
SS Enclosure M17 upto 32A - 4 Stage	**WMBSS**	**326**

Note: Switches to be order separately.

B31 PVC Enclosure

Script Plate - Silver Finish (for Black Front Plate Assembly Only)

Description	Cat. No.	Size	M.R.P. (₹) Per Unit
Silver Finish 48 x 48 mm	**SFSQ48**	48 x 48	**17**
Silver Finish 64 x 64 mm	**SFSQ64**	64 x 64	**19**
Silver Finish 88 x 88 mm	**SFSQ88**	88 x 88	**25**
Silver Finish 104 x 104 mm	**SFSQ104**	104 x 104	**43**

Shrouding Cover (maximum 6 Contacts Round Type)

Description	Cat. No.	M.R.P. (₹) Per Unit
Shrouding Cover for 6 - 10A	**SHCS1**	**53**
Shrouding Cover for 16A	**SHCS2**	**53**
Shrouding Cover for 25 - 32A	**SHCS3**	**87**
Shrouding Cover for 40 - 63A	**SHCS4**	**87**
Special Cover for Extended Termination 80 - 400A (maximum 2 Contact Stage)	**SHCS5**	**635**

Ordering Code for Rotary Switches

Example for :	1. Programme Code					2. Type	3. Ampere	4. Mounting			5. Knob		6. Colour	
25A 3 Pole														
ON - OFF Switch	6	1	1	9	7	S	E	B	0	3	T	D	Y	R

1. Programme Code

Programme	Programme Code
Isolators	Pg. No. 3
Changeovers Switches	Pg. No. 3
Spring Return Switches	Pg. No. 4
Multistep Switches with OFF	Pg. No. 5
Multistep Switches without OFF	Pg. No. 6
Instrumentation Switches	Pg. No. 7
Motor Control Switches	Pg. No. 8
Switches in SS Enclosure	Pg. No. 8
Breaker Control Switches	Pg. No. 8

2. Type Selection

Type	Code
S-Series (6 to 400A)	S
Touch Proof (6 to 16A)	T
Rear Access Termination (16 to 63A)	R
Phase Selector Only for 1 Pole 3 Way with OFF (25 to 63A)	P
DC Switches (16 to 500A)	D

S Series Open Version

TP Series Touch Proof

RT Series Touch Proof & Rear Termination

3. Ampere Selection

Ampere	Code	Ampere	Code
6	A	100	K
10	B	125	L
16	C	160	M
20	D	200	N
25	E	250	O
32	F	300	P
40	G	400	Q
50	H	500	R
63	I	600	S
80	J	800	T

4. Mounting Style

B03/B13
Standard Mounting

B19/B14
Single Hole Mounting

B33
Round Padlock

B30
Rectangular Padlock

B63
Key Lockable Type

B17
ABS Enclosure

M17
Metal Enclosure

B02
Rear/Base Mounting

B21
DIN Rail Mounting

B42
Rear Mounting with Door Interlock

5. Knob / Handle Selection

Code - TD	Code - FH	Code - PG	Code - BG	Code - LV
Tear Drop	Flag Knob	Pistol Grip	Ball Grip	Lever Handle

6. Color Combination Selection Table

Code - YR	Code - GB	Code - BB	Code - AB
Yellow Front Plate Red Knob	Grey Front Plate Black Knob	Black Front Plate Black Knob	Aluminum Foil with Black Knob

Front Plate

Standard Style	Frame Size	Bigger Style
Current Ratings 6/10 Amps	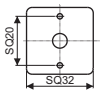	**Current Ratings** ---
16/20 Amps	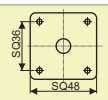	6/10 Amps
25/32 Amps	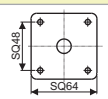	16/20 Amps
S40 Amps & above	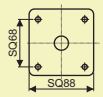	25/32 Amps
—	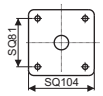	S40 Amps & above

Note: 1. For ratings of 6/10A, standard mounting style is B13
2. Single hole mounting equivalent of B03 is B19 and B13 is B14.

Mounting Feasibility

Mounting Code	Description	Feasibility					
		6/10A	16/20A	25/32A	40/63A	80/100/ 125A	200/ 400A
B03	Front Mounting, Standard Mounting plate		✓	✓	✓	✓	✓
B13	Front Mounting with next size plate	✓	✓	✓	✓	✓	✓
B00	Front Mounting 48 x 48 plate for 25/32 A and 64 x 64 plate for 40/63A			✓	✓		
B19	Single Hole Mounting 32 x 32 plate for 6/10A only 48 x 48 Plate for 16-32A	✓	✓	✓			
B14	Single Hole Mounting 48 x 48 plate for 6/10A	✓					
B33	Front Mounting with Round Padlock for 2 Position (for Isolators)		✓	✓	✓	✓	✓
B30	Front Mounting with Rectangular Padlock 2 Position (for Isolators)		✓	✓	✓	✓	✓
B63	Key Lockable type (Handle/Knob)		✓	✓	✓		
B90	Center Key Lock (Pistol grip Handle in black color only)		✓	✓			
B02	Rear / (Back/Base) Mounting	✓	✓	✓	✓	✓	✓
B21	DIN Rail Mounting on 35 mm Rail 6-32 Amps	✓	✓	✓			
B32	Rear / Base Mounting, Door Interlock + Rectangular Padlock (B30+B42)		✓	✓	✓	✓	✓
B34	Rear / Base Mounting, Door Interlock + Round Padlock (B33+B42)		✓	✓	✓	✓	✓
B41	Rear Mounting with Clutch Mechanism on Door		✓	✓	✓	✓	✓
	(Door Open in all position without Interlock)						✓
B42	Rear Mounting with Interlock Mechanism on Door		✓	✓	✓	✓	✓
F47	Door Clutch, Mounting Plate at front		✓	✓	✓	✓	✓
B17	ABS Enclosure Max stages	upto 4	upto 3	upto 5	upto 5		
B31	ABS Enclosure with Round Padlock (B33+B17) Max stages		upto 2	upto 2	upto 2		
M17	Metal Enclosure Max stages	upto 4	upto 4	upto 3			
A17	Aluminium Enclosure Max stages	upto 4	upto 3	upto 2			
B40	Single Hole Mounting with Padlock 48 x 48 Plate For 16-32A		✓	✓			
B43	Single Hole Mounting with Center key 48 x 48 Plate for 16-32A		✓	✓			
B45	Single Hole Mounting with Round Ring with Knob 16A-32A		✓	✓			

Single Hole Mounting Rotary Switch

Single hole mounting (SHM) range of rotary switches uses a unique mounting concept that requires just a single Ø22.5 cutout to mount the switches on the panel. These help in reducing the time and cost during assembly.

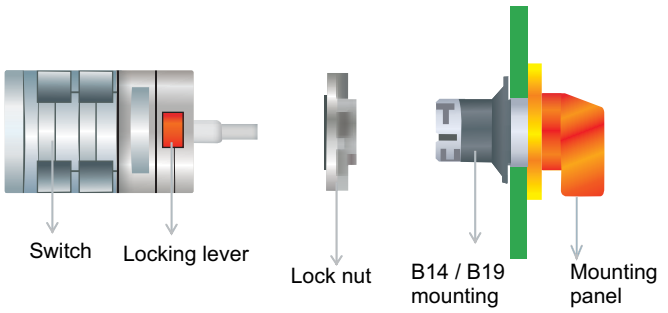

Benefits:

- **Single hole panel cutout -** makes easier for fitting on the panel
- **Easy mounting -** reduces assembly time by 50% over conventional 5 hole mounting
- **Wiring accessibility -** reduces wiring time, the switch can be wired separately and then snap fitted to the mounting assembly using the locking lever.

There is no additional price for switches with Single hole mounting from standard mounting.

EB - GEN Changeover Switches [8536]

3 Pole EB - GEN Changeover Switches

B13 Mounting

Description	Cat. No.	M.R.P. (₹) Per Unit			
		25A	32A	40A	63A
3 Pole C/O Front Panel Mounting	**EB□31153B13BGYR**	**1683**	**1753**	**2045**	**2128**
3 Pole C/O Rear Mounting	**EB□31153MB42BGYR**	**1952**	**2023**	**2355**	**2428**
3 Pole C/O in SS Enclosure	**EB□31153SB31BGYR**	**2335**	**2399**	**2776**	**2859**
3 Pole C/O Rear Mounting	**EB□31153B21BGYR**	**1952**	**2023**	**2355**	**2428**
3 Pole C/O Rear Mounting	**EB□31153MB34LHGB**	**1952**	**2023**	**2355**	**2428**
3 Pole C/O in ABS Enclosure	**EB□31153B31LBGYR**	**2335**	**2399**	**2776**	**2859**

4 Pole EB - GEN Changeover Switches

MB42 Mounting

Description	Cat. No.	M.R.P. (₹) Per Unit			
		25A	32A	40A	63A
4 Pole C/O Front Panel Mounting	**EB□31154B13BGYR**	**1952**	**2023**	**2399**	**2469**
4 Pole C/O Rear Mounting	**EB□31154MB42BGYR**	**2200**	**2284**	**2697**	**2809**
4 Pole C/O in SS Enclosure	**EB□31154SB31BGYR**	**2603**	**2704**	**3137**	**3249**
4 Pole C/O Rear Mounting	**EB□31154B21BGYR**	**2200**	**2284**	**2697**	**2809**
4 Pole C/O Rear Mounting	**EB□31154MB34LHGB**	**2200**	**2284**	**2697**	**2809**
4 Pole C/O in ABS Enclosure	**EB□31154B31LBGYR**	**2603**	**2704**	**3137**	**3249**

Rating Selection Table

SB31 Enclosure

Ampere (A)	Code (□)
25	E
32	F
40	G
63	I

Note : SB 31 Enclosure for 25A to 63A ratings.
B21 Mounting model is similar to B13 model with links provided on the common side.
*** - Please contact nearest E&A branch office.

Load Break Switches [8536]

- AC 23 utilization category
- Also available in enclosure
- Padlock facility to prevent accidental use
- Ideally used in buildings and for equipment isolation

B03

MB34

SB31M

LB 3 Pole ON - OFF Switches

Description	Cat. No.	Can also be given on request	M.R.P. (₹) Per Unit								
			16A	20A	25A	32A	40A	63A	80A	100A	125A
Single Hole MTG Switch with Flag Knob	LB□32300B19FPYR		577	590	*	*	*	*	*	*	*
Front Plate MTG with Flag Knob	LB□32300B40FPYR		561	577	*	*	*	*	*	*	*
Front Panel MTG with B03 (48x48) Plate	LB□32300B03FLYR	32309	513	525	570	590	676	726	*	*	*
Front Panel MTG with B13 (64x64) Plate with Flag Knob	LB□32300B13FLYR	32306 / 32309	513	525	570	590	676	726	1837	2305	2895
Front Panel MTG with B13 (64x64) Plate with BG Handle	LB□32300B13BGYR	32309	*	*	625	647	732	774	*	*	*
DIN Rail MTG Switch with Flag Knob	LB□32300B23FLGB		*	*	570	590	676	726	*	*	*
Rectangular Pad Lock Switch with TDYR	LB□32300B30TDYR		*	*	689	726	796	838	*	*	*
Round Pad Lock Switch with RDYR	LB□32309B33RDYR		561	576	625	647	732	774	1991	2486	3108
Switch with B63 Lock & Key Version	LB□32309B63TDYR		*	*	952	995	1079	1108	*	*	*
Base MTG Switch with DIL and Pad Lock	LB□32309MB34RDYR		896	924	995	1050	1093	1178	2654	3313	4143
Base MTG Switch with BG Handle	LB□32309MB42BGYR		896	924	995	1050	1093	1178	2654	3313	4143
Switch in ABS Enclosure - in B31SM	LB□32300B31SMRDYR		1137	1172	1265	1299	*	*	*	*	*
Switch in ABS Enclosure - in B31M	LB□32309B31MRDYR		*	*	*	*	1420	1455	*	*	*
Switch in SS Enclosure - in B31L with Leech Handle	LB□32309SB31LLHYR		*	*	*	*	*	*	3738	4406	5228
Switch in SS Enclosure - in SB31L with Leech Handle	LB□32309SB31LLHYR		*	*	*	*	*	*	3738	4406	5228

LB 4 Pole ON - OFF Switches

Description	Cat. No.	Can also be given on request	M.R.P. (₹) Per Unit								
			16A	20A	25A	32A	40A	63A	80A	100A	125A
Single Hole MTG Switch with Flag Knob	LB□32400B19FPYR		718	732	*	*	*	*	*	*	*
Front Plate MTG with Flag Knob	LB□32400B40FPYR		704	718	*	*	*	*	*	*	*
Front Panel MTG with B03 (48x48) Plate	LB□32400B03FLYR	32409	654	669	727	746	874	924	*	*	*
Front Panel MTG with B13 (64x64) Plate with Flag Knob	LB□32400B13FLYR	32406 / 32409	654	669	727	746	874	924	2255	2830	3546
Front Panel MTG with B13 (64x64) Plate with BG Handle	LB□32400B13BGYR	32409	*	*	782	804	931	973	*	*	*
DIN Rail MTG Switch with Flag Knob	LB□32400B23FLGB		*	*	727	746	874	924	*	*	*
Rectangular Pad Lock Switch with TDYR	LB□32400B30TDYR		*	*	845	881	995	1037	*	*	*
Round Pad Lock Switch with RDYR	LB□32409B33RDYR		704	718	782	804	931	973	2305	2879	3598
Switch with B63 Lock & Key Version	LB□32409B63TDYR		*	*	1108	1151	1277	1306	*	*	*
Base MTG Switch with DIL and Pad Lock	LB□32409MB34RDYR		1037	1065	1151	1206	1293	1378	3073	3838	4795
Base MTG Switch with BG Handle	LB□32409MB42BGYR		1037	1065	1151	1206	1293	1378	3073	3838	4795
Switch in ABS Enclosure - in B31SM	LB□32400B31SMRDYR		1277	1314	1420	1455	*	*	*	*	*
Switch in ABS Enclosure - in B31M	LB□32409B31MRDYR		*	*	*	*	1618	1654	*	*	*
Switch in SS Enclosure - in B31L with Round Plate	LB□32409SB31LRDYR		*	*	*	*	*	*	4158	4930	5882
Switch in SS Enclosure - in SB31L with Leech Handle	LB□32409SB31LLHYR		*	*	*	*	*	*	4158	4930	5882
Auxiliary Contact	FRONT/REAR MOUNTING		144	144	175	175	175	175	525	525	525
Add-on Contact Additional Pole	FRONT/REAR MOUNTING		147	154	165	185	216	233	613	764	843

Note : Standard packing upto 63A switches is 5 Nos.

Ordering Code for Load Break and Changeover Switches

LB	□	X X X X X	X X X X X	X X	X X
Load Break Switch	Switch Rating	Programme Code	Mounting Options	Knob Options	Colour

Example

LB Switches, 63A, 3P, 9 O'clock, 4 hole front mounting, with metal shaft, yellow front plate, red round knob LB I 32309 MB34 RD YR

LB	I	32309	MB34	RD	YR	Description
						Yellow Front Plate/ Red Knob
						64 x 64 Front Plate Round Knob with Padlock (R)
						Metal Shaft with Round Knob with Padlock and Interlock
						3Pole 9 O' Clock "OFF"
						63A
						Load Break Switch

Accessories

LB X	X	XX	XXX
Switch Rating	F-Front Mounting	MC-Main Module	20 - 16A to 20A 32 - 25A to 32A 63 - 40A to 63A 80 - 80A 125 - 100A, 125A & 80A
	R-Rear Mounting	NC-Neutral Module	
		AC-Auxiliary Module	

LB	I	R	NC	32	Description
					32A
					Neutral Module
					Rear Mounting
					63 A
					Load Break Switch

Rating Selection Table

Ampere (A)	Code (□)
16	C
20	D
25	E
32	F
40	G
63	I
80	J
100	K
125	L

*** Note : Please contact nearest E&A branch office.

Cable Ducts [8538]

PVC Cable Ducts

- All ducts are ROHS compliant and FRLS
- Also available in Zero Halogen

Type A



Specially designed profiles of duct and cover for fast and efficient locking.

A Type

* Snap fit cover
* Easy to remove

Description	1 meter				2 meter			
H x W	Cat. No.(Standard slot Grey)	M.R.P. (₹) Per Unit	Std. Pkg.	Min Order Qty	Cat. No.(Standard slot Grey)	M.R.P. (₹) Per Unit	Std. Pkg.	Min Order Qty
A 15 x 15	WWA1515SG	45	100	100	WWA1515SG2	90	64	64
A 15 x 25	WWA1525SG	63	100	100	WWA1525SG2	126	64	64
A 25 x 25	WWA2525SG	76	70	70	WWA2525SG2	152	48	48
A 30 x 25	WWA3025SG	83	70	70	WWA3025SG2	166	48	48
A 40 x 30	WWA4030SG	105	75	75	WWA4030SG2	210	32	32
A 45 x 25	WWA4525SG	107	75	75	WWA4525SG2	214	40	40
A 45 x 30	WWA4530SG	108	50	50	WWA4530SG2	216	32	32
A 45 x 45	WWA4545SG	135	50	50	WWA4545SG2	270	18	18
A 45 x 60	WWA4560SG	165	50	50	WWA4560SG2	330	12	12
A 60 x 25	WWA6025SG	135	50	50	WWA6025SG2	270	18	18
A 60 x 45	WWA6045SG	160	50	50	WWA6045SG2	320	18	18
A 60 x 60	WWA6060SG	190	32	32	WWA6060SG2	380	12	12
A 60 x 120	WWA60120SG	650	18	90	WWA60120SG2	1300	8	80
A 75 x 45	WWA7545SG	200	40	40	WWA7545SG2	400	12	12
A 75 x 75	WWA7575SG	280	32	32	WWA7575SG2	560	12	12
A 80 x 80	WWA8080SG	315	25	25	WWA8080SG2	630	12	12
A 100 x 100	WWA100100SG	510	18	18	WWA100100SG2	1020	8	40

Type B

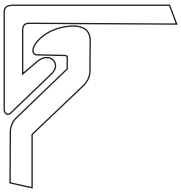

Non slip cover design of minimum encumbrance and maximum grip



B Type

* Non - slip cover
* Positive locking

Description	1 meter				2 meter			
W x H	Cat. No. (Standard slot)	M.R.P. (₹) Per Unit	Std. Pkg.	Min Order Qty	Cat. No. (Standard slot)	M.R.P. (₹) Per Unit	Std. Pkg.	Min Order Qty
B 25 x 25	WWB2525SG	78	100	100	WWB2525SG2	156	36	36
B 25 x 30	WWB2530SG	83	100	100	WWB2530SG2	166	36	36
B 25 x 40	WWB2540SG	103	75	75	WWB2540SG2	206	36	36
B 25 x 45	WWB2545SG	107	75	225	WWB2545SG2	214	36	108
B 25 x 60	WWB2560SG	135	50	50	WWB2560SG2	270	18	18
B 25 x 80	WWB2580SG	185	50	50	WWB2580SG2	370	18	18
B 25 x 100	WWB25100SG	235	25	25	WWB25100SG2	470	18	18
B 30 x 20	WWB3020UG	103	100	200	WWB3020UG2	206	36	180
B 30 x 80	WWB3080SG	285	50	200	WWB3080SG2	570	18	90
B 40 x 40	WWB4040SG	135	50	50	WWB4040SG2	270	18	18
B 45 x 45	WWB4545SG	140	50	50	WWB4545SG2	280	18	18
B 40 x 60	WWB4060SG	165	50	50	WWB4060SG2	330	18	18
B 40 x 80	WWB4080SG	195	50	50	WWB4080SG2	390	18	18
B 40 x 100	WWB40100SG	245	25	25	WWB40100SG2	490	12	12
B 45 x 20	WWB4520UG	108	75	225	WWB4520UG2	216	36	180
B 50 x 100	WWB50100SG	283	30	90	WWB50100SG2	566	12	60
B 60 x 20	WWB6020UG	147	50	200	WWB6020UG2	294	18	90
B 60 x 40	WWB6040SG	165	50	50	WWB6040SG2	330	18	90
B 60 x 60	WWB6060SG	195	50	50	WWB6060SG2	390	12	12
B 60 x 80	WWB6080SG	255	40	40	WWB6080SG2	510	12	12
B 60 x 100	WWB60100SG	335	30	30	WWB60100SG2	670	8	8
B 72 x 64	WWB7264SG	234	32	96	WWB7264SG2	468	18	90
B 75 x 75	WWB7575SG	332	32	96	WWB7575SG2	664	8	40
B 75 x 100	WWB75100SG	345	25	75	WWB75100SG2	690	8	40
B 80 x 40	WWB8040SG	200	50	100	WWB8040SG2	400	12	60
B 80 x 60	WWB8060SG	265	40	80	WWB8060SG2	530	12	60
B 80 x 80	WWB8080SG	330	32	32	WWB8080SG2	660	12	12
B 80 x 100	WWB80100SG	370	24	24	WWB80100SG2	740	8	8
B 100 x 60	WWB10060SG	315	30	30	WWB10060SG2	630	8	8
B 100 x 80	WWB10080SG	370	25	25	WWB10080SG2	740	8	8
B 100 x 100	WWB100100SG	540	18	18	WWB100100SG2	1080	8	8
B 120 x 80	WWB12080SG	525	18	90	WWB12080SG2	1050	8	40
B 150 x 100	WWB150100SG	675	12	48	WWB150100SG2	1350	4	40
B 150 x 150	WWB150150SG	1468	8	80	WWB150150SG2	2936	2	40

Note : 1) For any special colour request additional 10% will be charged on price. For cut length additional 10% will be charged.
2) Thin / Unslot will be supplied on request. For thin slot replace the cat. number ending with SG by TG,
For un slotted channel replace the cat. number ending with SG by UG. MRP will be same as standard slot.

Additional Covers for Cable Duct

(Cable duct comes with default covers, following are additional offering)

Description	Cat. No.	M.R.P. (₹) Per Unit
Cover for 15 mm A type	**CCA15SG**	**20**
Cover for 25 mm A type	**CCA25SG**	**32**
Cover for 30 mm A type	**CCA30SG**	**39**
Cover for 45 mm A type	**CCA45SG**	**62**
Cover for 60 mm A type	**CCA60SG**	**75**
Cover for 75 mm A type	**CCA75SG**	**94**
Cover for 80 mm A type	**CCA80SG**	**112**
Cover for 100 mm A type	**CCA100SG**	**137**
Cover for 25 mm B type	**CCB25SG**	**32**
Cover for 30 mm B type	**CCB30SG**	**39**
Cover for 40 mm B type	**CCB40SG**	**50**
Cover for 45 mm B type	**CCB45SG**	**62**
Cover for 50 mm B type	**CCB50SG**	**75**
Cover for 60 mm B type	**CCB60SG**	**75**
Cover for 72 mm B type	**CCB72SG**	**94**
Cover for 75 mm B type	**CCB75SG**	**94**
Cover for 80 mm B type	**CCB80SG**	**112**
Cover for 100 mm B type	**CCB100SG**	**137**
Cover for 120 mm B type	**CCB120SG**	**147**
Cover for 150 mm B type	**CCB150SG**	**173**

Slotting Styles (A & B Types)

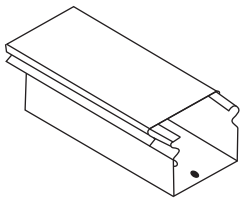

Unslotted (US)

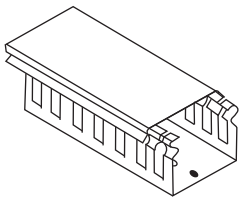

Standard Slotted (S)

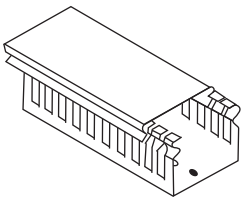

Thin Slotted (T)

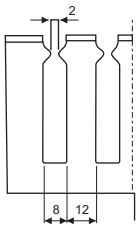

Standard Slot

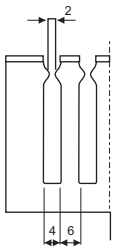

Thin Slot

DC Switches

- Available from 16A to 500A
- Used for railway coaches lighting & fan circuits switching, all DC power circuits - Railways, Telecommunications & Power plants, Battery charging equipment
- Please contact nearest branch office for prices

These products are manufactured by salzer

Disclaimer

Every effort as to the correctness or sufficiency of the information and data contained in the catalogue is made. We however cannot accept any liability for the accuracy or completeness of the information and data provided. No claims in this regard shall consequently be accepted.

We reserve the right to make changes, without prior notice, in the catalogue.

Products with CAT no. having, with or without, dot as suffix are same.

Panel Mounted Earth Leakage Relay with CBCT

A Reliable Safety Device for Protection Against Earth Leakages

- Seven segment LED display for Earth Leakage indication
- Pre-alarm indication on 60% of leakage current setting with dedicated 1C/O + Earth leakage fault indication with 1 C/O.
- Discrete LED indication for Power ON, Alarm and Fault.
- 19 levels of current settings using combination of potentiometer and dip switches on the front facia.
- Wide range of earth leakage current 30 mA to 30 A
- Nano Crystalline CBCT measures the leakage current to the highest accuracy
- Available with RS485 port

Customer Interaction Center (CIC)
BSNL / MTNL (toll-free): 1800 233 5858 Reliance (toll-free): 1800 200 5858
Tel: 022 6774 5858 Email: cic@Lntebg.com Web: www.Lntebg.com

Timing Devices, Supply Monitors & ELR

Timers [9107]

Micon 175

Type	Time	Voltage	Contact Arrangement	Cat. No.	M.R.P. (₹) Per Unit
ON Delay	0.3 sec - 30 hrs	240 VAC/24 VAC/DC	1 C/O	**12ODT4**	**695**
		110 VAC/24 VAC/DC		**11ODT4**	**1005**
		12 VDC		**15ODT4**	**820**
ON Delay & Interval	0.1 sec - 100 hrs	240 VAC/24 VAC/DC	1 C/O	**12WDTC**	**795**
Star Delta Timer	3 sec - 120 sec	240 VAC	1 NO (Star)+1 NO (Delta)	**12SDT0**	**780**
	3 sec - 30 sec	240 - 415 VAC	1 C/O (Star)+1 C/O (Delta)	**14SDT1S**	**1060**
Signal OFF Delay	0.3 sec - 30 hrs	240 VAC/24 VAC/DC	1 C/O	**12RDT4**	**755**
	0.3 sec - 30 hrs	12 VDC		**15DDT4**	**820**
Multifunction Timer	0.1 sec - 100 hrs	12 - 240 VAC/DC	1 C/O	**1CMDT0**	**1280**
Asymmetrical ON/OFF & OFF/ON	0.1 sec - 100 hrs	12 - 240 VAC/DC	1 C/O	**1CJDT0**	**1280**
One Shot	0.3 sec - 30 hrs	110 VAC/24 VAC/DC	1 C/O	**11BDT4**	**950**
		240 VAC/24 VAC/DC		**12BDT4**	**950**
		12 VDC		**15BDT4**	**1005**

Pause time for Micon 175 star delta timer is 60 msec
1CMDT0 contains ON Delay, Impulse, Signal ON delay, Cyclic ON/OFF, Cyclic OFF/ON, Signal OFF Delay, Signal OFF/ON, Accumulative Delay ON signal, Impulse ON/OFF, Leading edge impulse, Trailing edge impulse, Leading edge Bistable

Micon 225

Type	Timing Range	Voltage	Contact Arrangement	Cat. No.	M.R.P. (₹) Per Unit
ON Delay	0.1 sec - 10 hrs	24 - 240 VAC/DC	2 C/O	**2AODT5**	**1210**
Star Delta Timer	3 sec - 120 sec	24 - 240 VAC/DC	1 NO (Star)+1 NO (Delta)	**2ASDT0**	**1275**
		240 - 415 VAC		**2BSDT0**	**1425**
Multifunction Timer	0.1s to 120 days	24 - 240 VAC/DC	2 C/O (1 Inst+1 Delayed)	**2A8DT6**	**1295**
Multifunction Multirange	0.1 sec - 10 hrs	24 - 240 VAC/DC	2 C/O	**2A5DT5**	**1330**
		240 - 415 VAC		**2B5DT5**	**1545**
Signal Base Multi function - Multirange	0.1 sec - 10 hrs	24 - 240 VAC/DC	1 C/O	**2ANDT0**	**1365**
Multifunction Timer 6 Functions	0.1 sec - 10 hrs	24 - 240 VAC/DC	2 C/O (1 Inst+1 Delayed for 6th Mode)	**2A6DT6**	**1375**
		240 - 415 VAC		**2B6DT6**	**1405**
True OFF Delay	0.6 sec - 600 sec	24 - 240 VAC/DC	2 C/O	**23GDT0**	**2020**
Asymmetrical ON/OFF	0.1 sec - 10 hrs	24 - 240 VAC/DC	2 C/O	**2AADT5**	**1455**

Pause time for Micon 225 star delta timer is 60 msec, 90 msec, 120 msec, 150 msec

Major timing functions

2A5DT5, 2B5DT5, 2A6DT6* and 2B6DT6* contains ON Delay, Interval, Cyclic ON/OFF, Cyclic OFF/ON, One Shot, ON Delay, On Delay (1 Inst + 1 Delayed)*
2ANDT0 contains ON Delay, Interval, Signal ON Delay, Accumulative ON Delay, Signal OFF Delay, Signal OFF/ON Delay, Leading edge impulse
2A8DT6 contains ON Delay, Impulse, Signal ON delay, Signal OFF delay, Step mode, One shot, Interval, Cyclic ON/OFF, Cyclic OFF/ON, Signal OFF Delay, Accumulative Delay ON signal, Impulse ON/OFF.

Digital Timer DIGICON

Functions	Time	Voltage	Contact Arrangement	Cat. No.	M.R.P. (₹) Per Unit
8 Functions	0.1 sec - 999 hrs	24 - 240 VAC/DC	1 C/O	**V0DDTS**	**1385**
		24 - 240 VAC/DC	2 NO	**V0DDTD**	**1385**
18 Functions	0.1 sec - 999 hrs	24 - 240 VAC/DC	1 C/O	**V0DDTS1**	**1570**
		24 - 240 VAC/DC	2 NO	**V0DDTD1**	**1570**

V0DDTS and V0DDTD contains On Delay, Signal OFF Delay, Cyclic ON/OFF, Signal OFF/ON, Cyclic OFF/ON, Interval, Signal ON/OFF, One Shot output
V0DDTS1 and V0DDTD1 contains ON Delay, Cyclic OFF/ON, Cyclic ON/OFF, Impulse on energizing, Accumulative Delay ON Signal, Accumulative Delay on Inverted signal, Accumulative Impulse ON signal, Signal ON Delay, Inverted Signal On delay, Signal OFF Delay, Impulse ON/OFF, Signal OFF/ON, Leading edge impulse, Trailing edge impulse, Delayed impulse, Negative edge impulse.

Motor Restart Timer

Type	Timer	Voltage	Contact Arrangement	Cat. No.	M.R.P. (₹) Per Unit
Motor Restart Timer	Memory time Tm: 0.2 to 6 sec	110 VAC	1 C/O	**23LDT0**	**1520**
	Delay time Td: 0.2 to 60 sec	240 VAC		**22LDT0**	**1520**

Time Switches [9107]

FM1 / Quartz

150 Hrs Battery Backup

Product Description		Cat. No.	M.R.P. (₹) Per Unit
FM1 / Quartz Daily	240 VAC Base/DIN Mounting	**J648B1**	**2335**
	110 VAC Base/DIN Mounting	**J638B1**	**3085**
	240 VAC Flush Mounting	**J648F1**	**2865**
	110 VAC Flush Mounting	**J638F1**	**2990**
FM1 / Quartz Weekly	240 VAC Base/DIN Mounting	**J848B1**	**3085**
	110 VAC Base/DIN Mounting	**J838B1**	**3085**
	240 VAC Flush Mounting	**J848F1**	**2985**
	110 VAC Flush Mounting	**J838F1**	**2985**

Digital Time Switch

Crono Pro Crono / Pulse

Product Description		Cat. No.	M.R.P. (₹) Per Unit
Time Switch (Crono)	110 - 240 VAC 1 C/O Base/DIN 25 ON/OFF	**67DDT0**	**2040**
	24 VDC 1 C/O Base/DIN 25 ON/OFF	**6GHDT0**	**2350**
	12 VDC 1 C/O Base/DIN 25 ON/OFF	**69HDT0**	**2475**
Time Switch (Crono Pro)	110 - 240 VAC 2 C/O Base/DIN 25 ON/OFF	**WT2DCDS**	**2900**
Time Switch (Pulse) *	110 - 240 VAC 1 C/O Base/DIN 16 Pulse	**67DDT9**	**2200**
	24V DC 1 C/O Base /Din 16 Pulse	**6GHDT9**	**2490**
	12V DC 1 C/O Base /Din 16 Pulse	**69HDT9**	**2615**

* For bell and siren application

Astro

Astro Pro Astro Mini

Product Description		Cat. No.	M.R.P. (₹) Per Unit
Astro Mini	110 - 240 VAC 1 Phase - 2W 1 C/O , Base/Din	**T2DDT7**	**3670**
Astro Pro	110 - 240 VAC 1 Phase - 2W 2 C/O , Base/Din	**AS2DCDS**	**5040**
Astro (3P, 4W)	110 - 240 VAC 3 Phase - 4W 3 Channel 3 N/O , Base/Din	**T3DDT0**	**9080**

Note : Astro Mini / Astro Pro is used for lighting control based on sunrise / sunset timings by lattitude / longitude settings.

Supply Monitoring Devices [9032]

- SPP includes single phasing, phase sequence and phase unbalance monitoring with auto reset

Voltage Monitoring Relay Series

SM 301

SM 500

SM 500 with Neutral Loss Protection

SM 501

Digital VMR Series

NEW

SM 800

Type	Supply Monitoring Type	Time delay	Asymmetry	Voltage & Contact Arrangement	Cat. No.	M.R.P. (₹) Per Unit
SM301 (3Ph, 3W)	Single Phasing Preventor (SPP*) Fail Safe Type	ON Delay 2 sec and OFF Delay 7 sec	65 VAC Asymmetry	415 VAC, 1 C/O	**MA51BC**	**875**
				415 VAC, 2 C/O	**MC21B5**	**1280**
			40 VAC Asymmetry	415 VAC, 1 C/O	**MA51BK**	**885**
SM301 (3Ph, 3W)	Phase loss monitoring Non Fail Safe Type	OFF Delay 500 msec and Recover Delay 2 Sec	30% Fixed	415 VAC, 1 C/O	**MA59B5**	**1005**
SM500 (3 Ph / 1 Ph, 4W)	Selectable Under Voltage + Selectable Over Voltage	Selectable ON Delay (0 to 15 min)	-	240 VAC, 1 C/O	**MD71B9**	**1280**
		Selectable ON Delay (0 to 15 sec)	-		**MD71BH**	**1280**
		Selectable OFF Delay (0 to 15 sec)	-		**MD71BF**	**1500**
	Single Phasing Preventor + Selectable Under Voltage + Selectable Over Voltage	Selectable ON Delay (0 to 15 min) & OFF Delay 5 sec	Phase Asymmetry 10% fixed	240 VAC, 2 C/O	**MG73B9**	**1570**
		Selectable ON Delay (0 to 15 sec) & OFF Delay 5 sec	Phase Asymmetry 10% fixed		**MG73BH**	**1570**
		Selectable OFF Delay (0 to 15 sec) & ON Delay 5 sec	Phase Asymmetry 10% fixed		**MG73BF**	**1570**
	SPP + UV/OV, with fixed UV (173 V) & OV (288 V)	Selectable ON (10 Sec) and OFF Delay (5 Sec)	Phase Asymmetry 20% fixed		**MG73BR**	**1570**
	SPP + Selectable UV + Selectable OV with Neutral Loss Protection	ON Delay 5 sec and OFF Delay 5 sec, 500ms-1s for Neutral fail	94 VAC Asymmetry	415 VAC, 3 Ph 4W, 2 C/O	**MAC04 D0100**	**1570**
SM501 (3 Ph, 3W)	SPP + Under Voltage (80% of ⏚)	Selectable ON Delay and OFF Delay 15 sec	Selectable Asymmetry (5% to 17%)	415 VAC, 2 C/O	**MB53BM**	**1570**
	Single Phasing Preventor + Selectable Under Voltage + Selectable Over Voltage	Selectable ON Delay 15 sec & OFF Delay 5 sec	Phase Asymmetry 10%		**MG53BH**	**1570**
		Selectable OFF Delay 15 sec & ON Delay 5 sec	Phase Asymmetry 10%		**MG53BF**	**1570**
		ON Delay 5 sec and OFF Delay 5 sec	65 VAC Asymmetry		**MG53BI**	**1475**
		ON Delay 3 min and OFF Delay 5 sec UV 85% of ⏚ OV 110% of ⏚	Phase Asymmetry 10%		**MG53BO**	**1475**
SM 800 (3PH/ 3W, 4W)	Single Phasing Preventor+ Selectable Under Voltage + Selectable Over Voltage + Netural Loss (Applicable for 3P4W).	Power ON Delay (0 to 999 sec) , OFF Delay (0.1 to 999 sec) & ON delay (0.5 to 999 sec)	Voltage: 5 to 99 VAC (Default 60V) , Percentage : 2 to 50% (Default 10%)	145-500 VAC (Line Voltage), 1C/O	**DMS110**	**1545**
				145-500 VAC (Line Voltage), 2C/O	**DMS120**	**1630**
				85-300 VAC/DC (Auxiliary Supply) (P-N), 2 C/O	**DMA220**	**1800**

Note: 3 Ph 3W - 3 Phase 3 Wire system; 3 Ph 4W - 3 Phase 4 Wire system.

Voltage Monitoring Relay Series

SM175
3 Ph, 3W

SM175
3 Ph, 4W

Type	Supply Monitoring Type	Time Delay	Asymmetry	Voltage & Contact Arrangement	Cat. No.	M.R.P. (₹) Per Unit
SM175 (3 Ph, 3W)	Phase loss + Phase Sequence Monitoring	ON Delay 500 msec & OFF Delay 100 msec	–	208 - 480 VAC, 1 C/O (Steps of 208 - 220 - 380 - 400 - 415 - 440 - 480 VAC)	**MK21D5**	**1010**
		ON Delay 500 msec & OFF Delay 100 msec	Phase Asymmetry (30% fixed)		**MC21D5**	**1010**
		ON Delay 5 sec & OFF Delay 100 msec (0 to 15s Selectable)	Phase Asymmetry (5% to 15% variable)		**MA21DN**	**1315**
	Phase Loss + Phase Sequence + Under Voltage + Over Voltage monitoring (UV: -2% to -20% of ⏚, OV: 2% to 20% of ⏚)	ON Delay 5 sec and Selectable OFF Delay (0 to 15 sec)	–		**MD21DF**	**1315**
	Phase Loss + Phase Sequence + Under Voltage + Over Voltage (UV: -5% to -25% of ⏚, OV: 5% to 25% of ⏚)	Selectable ON Delay (0.5 to 15 sec) and OFF Delay 5 sec	Phase Asymmetry (10% fixed)		**MG21DH**	**1470**
		ON Delay 5s and Selectable OFF Delay (0 to 15 sec)			**MG21DF**	**1470**
SM175 (3 Ph, 4W)	Phase loss+ Phase Sequence+ Under Voltage + Over Voltage (UV:-2% to -22% of ⏚, OV: 2% to 22% of ⏚)	Selectable ON delay (0 to 15 Sec), Selectable OFF delay (0 to 15 sec)	Phase Asymmetry (10% fixed)	120 to 277 VAC (3P, 4W), 1 C/O	**MAG03D0424**	**1665**
	Phase loss+ Phase Sequence+ Under Voltage + Over Voltage (UV:-5% to -25% of ⏚ / 60% of ⏚ (Fixed), OV: 5% to 25% of ⏚ / 110% of ⏚ (Fixed))			240 VAC (3P, 4W), 1 C/O	**MAG03D0425**	**1665**
	Phase loss+ Phase sequence+ Under Voltage + Over Voltage (UV:-5% to -25% / 80% of ⏚ (Fixed), OV: 110% of ⏚ (Fixed))	Selectable ON delay (0 to 15 sec/min), Selectable OFF delay (0 to 15 sec/min)	Phase Asymmetry (10% fixed/ 5% to 25% Selectable)		**MAG03D0426**	**1665**
SM175 (3 Ph, 3W)	Phase loss Monitoring	ON delay 750 msec & OFF delay 500 msec	Phase Asymmetry (30% fixed)	415 VAC, 1 C/O	**MAG03D0427**	**1115**

Current Monitoring relay (CMR)

- Microprocessor based relay protects against Overload, Phase reverse, Phase loss, Phase unbalance faults
- Auto/ Manual reset selection
- Fail- safe protection with inbuilt CT upto 45A
- Inverse time model with underload, locked rotor protection and selectable trip class (10A, 10, 20, 30)
- Definite time model with underload and selectable start and trip time

Current Monitoring relay

Phase	Type	Current & Contact Arrangement	Cat. No.	M.R.P. (₹) Per Unit
3 Phase	Inverse Time Current Monitoring Relay	2 - 5A 1 C/O	**17A422CB0**	**1765**
		3 - 9A, 1 C/O	**17A122CB0**	
		8 - 24A, 1 C/O	**17A222CB0**	
		15 - 45A, 1 C/O	**17A322CB0**	
	Definite Time Current Monitoring Relay	2 - 5A 1 C/O	**17B422AA0**	
		3 - 9A, 1 C/O	**17B122AA0**	
		8 - 24A, 1 C/O	**17B222AA0**	
		15 - 45A, 1 C/O	**17B322AA0**	
	Definite Type / Instant Trip	2 - 5A 1 C/O	**17B422PA0**	
1 Phase	Inverse Time Current Monitoring Relay	2 - 5A 1 C/O	**17C412EB0**	**1730**
		3 - 9A, 1 C/O	**17C112EB0**	
		8 - 24A, 1 C/O	**17C212EB0**	
		15 - 45A, 1 C/O	**17C312EB0**	
	Definite Time Current Monitoring Relay	2 - 5A 1 C/O	**17D412DA0**	
		3 - 9A, 1 C/O	**17D112DA0**	
		8 - 24A, 1 C/O	**17D212DA0**	
		15 - 45A, 1 C/O	**17D312DA0**	

Frequency Monitoring Relay Series

Relay Type	Time Delay	Voltage & Contact Arrangement	Cat. No.	M.R.P. (₹) Per Unit
Over Frequency Monitoring Relay	ON Delay and OFF Delay of 500 ms (Fixed)	110 - 240 VAC, 1 C/O	**MI81BJ**	**1915**
		220 - 440 VAC, 1 C/O	**MI91BJ**	**1915**
Under/Over Frequency Monitoring Relay	ON Delay (Fixed) and OFF Delay Selectable	110 - 240 VAC, 1 C/O	**MI81BL**	**2090**
		220 - 440 VAC, 1 C/O	**MI91BL**	**2090**

PTC Thermistor Relay Series

Relay Type	Description	Cat. No.	M.R.P. (₹) Per Unit
Thermistor Relay	110 - 240 VAC, 2 C/O	**MJ83BK**	**1640**
	220 - 440 VAC, 2 C/O	**MJ93BK**	**1655**
	24 VAC/DC, 2 C/O	**MJA3BK**	**1915**
	110 - 240 VAC, 1 C/O	**MJ81BK**	**1515**
	220 - 440 VAC, 1 C/O	**MJ91BK**	**1535**

Electro Mechanical Timers [9107]

EM 1000

Product Description	Cat. No.	M.R.P. (₹) Per Unit
EM 1000 ON Delay Auto Reset Synchronous Timer Single Range	**B□□□□□**	Table-1

EM 1000 **B□ □ □ □ □**

Timing Ranges(SR)

B	0.15 - 3.0 sec
C	1.5 - 30 sec
D	0.15 - 3.0 min
E	1.5 - 30 min
F	0.15 - 3.0 hrs
G	1.5 - 30 hrs
H	0.3 - 6.0 sec
J	3.0 - 60 sec
K	0.3 - 6.0 min
L	3.0 - 60 min
M	0.3 - 6.0 hrs
N	3.0 - 60 hrs
P	0.6 - 12 sec
Q	6.0 - 120 sec
R	0.6 - 12 min
S	6.0 - 120 min
T	0.6 - 12 hrs
V	6 - 120 hrs

Timing Ranges (MR)

X	0.15 sec - 3.0 hrs
Y	0.3 sec - 6.0 hrs
Z	0.6 sec - 12.0 hrs

Voltage

3	110 VAC 50 Hz
4	240 VAC 50 Hz
C	110 VAC 60 Hz
D	240 VAC 60 Hz

Delay

1	Standard ON delay	
2	With 'NO VOLT'	***220**

Mounting

B	Base Mounting
F	Flush (door) Mtg.

Contact

1	1 Inst + 1 Del C/O	
2	1 Inst + 2 Del C/O	***210**

*Add to basic Price.
Contact : 240 VAC 6A (Resistive)

Table - 1

Single Range (SR) (In sec/min/hrs)	M.R.P. (₹) Per Unit for Single Range (SR) (In sec/min/hrs)	Multi Range (MR) with 5 Ranges	M.R.P. (₹) Per Unit
0.15 - 3	**3505**	0.15 sec - 3 hrs	**4160**
0.3 - 6		0.3 sec - 6 hrs	
0.6 - 12		0.6 sec - 12 hrs	
1.5 - 30			
3.0 - 60			
6.0 - 120			

Hour Meter & Counter [9029]

Hour Meters

Product Description	Cat. No.	M.R.P. (₹) Per Unit
HM36, 85 - 265 VAC Flush Mounting	**LA25F1**	**640**
HM 36, 10 - 80 VDC Flush Mounting	**LD17F1**	**970**
HM36, 92 - 264 / 270 - 460 VAC Base - DIN Mounting	**30A6B1**	**705**
HM36, 10 - 80 VDC Base/DIN Mounting	**30D1B1**	**970**
Digital Hour Meter/Digital Counter (Resetable)	**Z□□FB□**	**1255**

Hour Meter / Counter **Z□ □ FB□**

Voltage		Bezel
H 10 - 80 VDC	1 Hour Meter	A Round
7 85 - 265 VAC	2 Counter	B 24 x 48
J 12 - 48 VAC/DC		C Screw Mount

Earth Leakage Relay [9032]

Earth Leakage Relays

96 x 96 mm Earth Leakage Relay

DIN Mounted Earth Leakage Relay

CBCT

NEW

Rectangular CBCT

Current Range	Type	Voltage & Contact Arrangement	Cat. No.	M.R.P. (₹) Per Unit
30mA - 30A	Panel mounted (96 x 96 mm) Earth Leakage Relay	110 - 240 VAC/DC, 1 C/O (Pre-alarm) + 1 C/O (Fault)	**17K716QF4N**	**3395**
		110 - 240 VAC/DC, 1 C/O (Pre-alarm) + 1 C/O (Fault) with RS 485	**17K716QF4M**	**4880**
		240 - 415 VAC/DC, 1 C/O (Pre-alarm) + 1 C/O (Fault)	**17K726QF4N**	**3395**
		240 - 415 VAC/DC, 1 C/O (Pre-alarm) + 1 C/O (Fault) with RS 485	**17K726QF4M**	**4880**
	DIN mounted Earth Leakage Relay	110 - 240 VAC, 110 VDC, Manual reset	**17G715GF2**	**3040**
		220 - 415 VAC, 220 VDC, Manual reset	**17G745GF2**	
		15 VDC, Manual reset	**17G755GF2**	
		110 - 240 VAC, 110 VDC, Auto reset	**17G715KF2**	
		220 - 415 VAC, 220 VDC, Auto reset	**17G745KF2**	
		15 VDC, Auto reset	**17G755KF2**	
	CBCT (moulded case) for Type A & AC Current	38 mm ID	**17H7NNHN3**	**1075**
		57 mm ID	**17H7NNIN3**	**1455**
		70 mm ID	**17H7NNQN3**	**1650**
		92 mm ID	**17H7NNJN3**	**1810**
		120 mm ID	**17H7NNLN3**	**1885**
		210 mm ID	**17H7NNKN3**	**3555**
	CBCT (moulded case) for Type AC Current	38 mm ID	**17H7NNRN3**	**805**
		57 mm ID	**17H7NNVN3**	**900**
		70 mm ID	**17H7NNSN3**	**955**
		92 mm ID	**17H7NNTN3**	**1275**
		120 mm ID	**17H7NNUN3**	**1485**
	Rectangular CBCT (moulded case) for Type AC Current	300 x 50 mm ID	**17H9NNWN0**	**7100**
		350 x 150 mm ID	**17H9NNXN0**	**8640**

CBCT for Type AC : For applications with sinusoidal alternating current from 30mA to 30 A.
CBCT for Type A and AC : For applications with sinusoidal alternating current (from 30mA to 30A) & pulsating DC current (from 30mA to 3A).
Please contact nearest branch office for requirements of higher dimension CBCTs.

These products are manufactured by GIC
www.gicindia.com

Disclaimer for Timing Devices and Supply Monitors
Every effort as to the correctness or sufficiency of the information and data contained in the catalogue is made. We however cannot accept any liability for the accuracy or completeness of the information and data provided. No claims in this regard shall consequently be accepted.
We reserve the right to make changes, without prior notice, in the catalogue.
Products with CAT no. having, with or without, dot as suffix are same.

Switch to the best..
Gen Next Pro LED Indicator

- Best in class illumination
- SMD LED cluster technology
- Inbuilt Low Voltage Glow Protection
- Terminals designed to accomodate 2 lugs of 2.5 sq. mm each

Customer Interaction Center (CIC)
BSNL / MTNL (toll-free): 1800 233 5858 Reliance (toll-free): 1800 200 5858
Tel: 022 6774 5858 Email: cic@Lntebg.com Web: www.Lntebg.com

Modular Remote Control Units

Gen Next Series

Gen Next LED Indicator [8531]

- Surface Mounted Device LED technology
- Low Power consumption < 1W
- Surge & Low Voltage Glow Protection (LVGP)

	Description	Cat. No.	Colour (4th Digit)	Voltage (5th, 6th, 7th & 8th Digit)	M.R.P. (₹) Per Unit
Gen Next Pro Ø22.5 mm in Cluster design 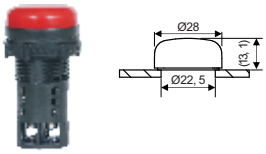	Gen Next Pro LED Indicator 22.5 mm	**EPL□□□□□□**	R-Red G-Green Y-Yellow A-Amber B-Blue W-White	012C - 12 VAC/DC 024C - 24 VAC/DC 030C - 30 VAC/DC 048C - 48 VAC/DC 064C - 64 VAC/DC 110A - 110 VAC 110D - 110 VDC 240A - 240 VAC 220D - 220 VDC	**114** **195** **Blue & White**
				415A - 415 VAC	**142** **242** **Blue & White**
	Gen Next LED Indicator 16 mm	**SIL□□□□□□**	R-Red G-Green Y-Yellow A-Amber B-Blue W-White	012C - 12 VAC/DC 024C - 24 VAC/DC 030C - 30 VAC/DC 048C - 48 VAC/DC 064C - 64 VAC/DC 110C - 110 VAC/DC 240A - 240 VAC	**127** **214** **Blue & White**

Note * - LED Indicator for Flame Proof Panel application available on request.

Gen Next Universal LED Indicator [8531]

	Description	Cat. No.	Colour (8th Digit)	Voltage (9th, 10th, 11th & 12th Digit)	M.R.P. (₹) Per Unit
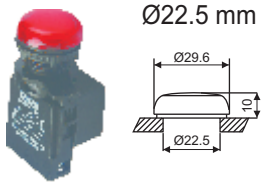	Gen Next Universal Voltage LED indicator	**EG0100L□□□□□□**	R-Red G-Green Y-Yellow A-Amber B-Blue W-White	224C-24 to 240V AC/DC 424C-40 to 240V AC/DC	**341** **409** **Blue & White**

Gen Next Push Button & Selector Actuators Ø 22.5 mm [8538]

- Snap Mounting with compact contact blocks (EC1C & EC2C)
- Max 3 row x 3 column stackable contact blocks

	Description	Cat. No.	Colour (4th Digit)	M.R.P. (₹) Per Unit
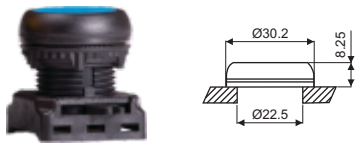	Flush Head	**EMN□FD1**	R-Red G-Green C-Black Y-Yellow W-White B-Blue A-Amber F-Gray	**71**
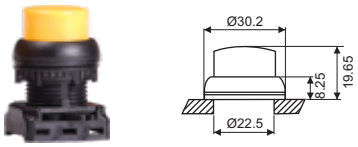	Projecting Head Push Function	**EMN□PD1**	R-Red G-Green C-Black Y-Yellow W-White B-Blue A-Amber F-Gray	**72**
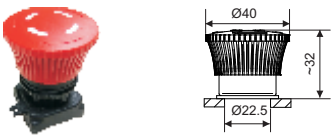	Mushroom Head 'Push - Turn Function'	**EMN□MH1**	R-Red G-Green C-Black Y-Yellow	**140**
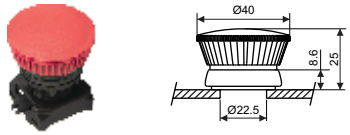	Mushroom Head 'Push - Function'	**EMN□MD1**	R-Red G-Green C-Black Y-Yellow	**102**

Gen Next Push Button & Selector Actuators Ø 22.5 mm [8538]

	Description	Cat. No.	Colour (4th Digit)	M.R.P. (₹) Per Unit
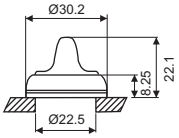	Symmetric Head	**2 Position**	R-Red G-Green C-Black W-White	
		Non Spring Return **EMN□SK1**		**201**
		Spring Return **EMN□SI1**		
		3 Position		
		Non Spring Return **EMN□SL1**		**212**
		Spring Return **EMN□SJ1**		
		Spring Return L. H. **EMN□SM1**		
		Spring Return R. H. **EMN□SN1**		
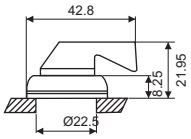	Lever Head	**2 Position**	R-Red W-White C-Black	
		Non Spring Return **EMN□LK1**		**201**
		Spring Return **EMN□LI1**		
		3 Position		
		Non Spring Return **EMN□LL1**		**212**
		Spring Return **EMN□LJ1**		
		Spring Return L. H. **EMN□LM1**		
		Spring Return R. H. **EMN□LN1**		
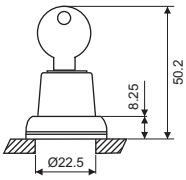	Lock & Key Rotary Type	**2 Position**	C-Black	
		Non Spring Return **EMN□KK1**		**288**
		Spring Return **EMN□KI1**		
		3 Position		
		Non Spring Return **EMN□KL1**		
		Spring Return **EMN□KJ1**		**302**
		Spring Return L. H. **EMN□KM1**		
		Spring Return R. H. **EMN□KN1**		
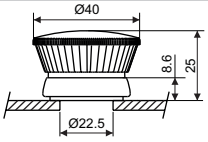	Push Pull	**EG02MG0□**	R-Red	**279**
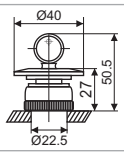	Mushroom Head Lock And Key Actuator	**EG02MQ0R00**	R-Red	**314**
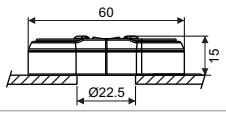	Twin Touch with Black centre strip	**EG02TD0I**	–	**143**

Brass Metal Coller Push Button

Note :
1. Actuators & Selector Actuators with black ABS collar are offered as Standard
2. Actuators (except Mushroom Head Push - Pull Actuators) are also available with chrome plated ABS & Brass collar
   Non-Illuminated Actuator
   - For Chrome plated ABS Collar replace 7th digit 1 by 2 eg. : **EMNPD2**
   - For Brass Metal Collar replace 7th digit 1 by 3 eg. : **EMNPD3** (Please contact nearest branch office for MRP)
   Iluminated Actuator
   - For Chrome plated ABS Collar replace 4th digit 3 by 5 eg. : **EG05*****
   - For Brass Metal Collar replace 4th digit 3 by 7 eg. : **EG07*** (Please contact nearest branch office for MRP)

Note * - In 2 position selector actuator, for operating style 0 1 replace 6th digit from K to R and for operating style 0 1 replace 6th digit from K to T

Gen Next Illuminated Push Button Actuators [8531]

- Snap Mounting with compact contact blocks (EC1C & EC2C)

	Description	Cat. No.	Colour (8th Digit)	Voltage (9th, 10th, 11th &12th Digit)	M.R.P. (₹) Per Unit
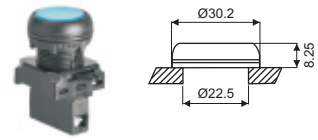	Flush Head	**EG03FDL□□□□□**	R-Red G-Green Y-Yellow A-Amber	012C - 12 VAC/DC 024C - 24 VAC/DC 030C - 30 VAC/DC 048C - 48 VAC/DC 064C - 64 VAC/DC 110A - 110 VAC 110D - 110 VDC 240A - 240 VAC 220D - 220 VDC	**204**
			B-Blue W-White		**377** **Blue and White**
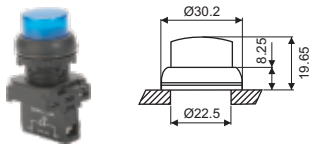	Projecting Head (Push Function)	**EG03PDL□□□□□**	R-Red G-Green Y-Yellow A-Amber	012C - 12 VAC/DC 024C - 24 VAC/DC 030C - 30 VAC/DC 048C - 48 VAC/DC 064C - 64 VAC/DC 110A - 110 VAC 110D - 110 VDC 240A - 240 VAC 220D - 220 VDC	**204**
			B-Blue W-White		**377** **Blue and White**
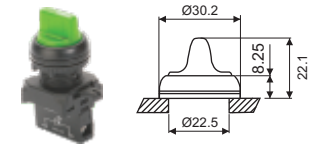	Selector Actuator with LED holder	**2 Position**			
		Non Spring Return **EG03SKL□□□□□**	R-Red G-Green Y-Yellow A-Amber B-Blue W-White	012C - 12 VAC/DC 024C - 24 VAC/DC 030C - 30 VAC/DC 048C - 48 VAC/DC 064C - 64 VAC/DC 110A - 110 VAC 110D - 110 VDC 240A - 240 VAC 220D - 220 VDC	**299**
		Spring Return **EG03SIL□□□□□**			
		3 Position			
		Non Spring Return **EG03SLL□□□□□**			**446** **Blue and White**
		Spring Return **EG03SJL□□□□□**			
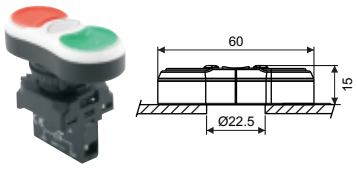	Twin Touch with Led Holder	**EG03TDL□□□□□**	Y- Yellow A-Amber	012C - 12 VAC/DC 024C - 24 VAC/DC 030C - 30 VAC/DC 048C - 48 VAC/DC 064C - 64 VAC/DC 110A - 110 VAC 110D - 110 VDC 240A - 240 VAC 220D - 220 VDC	**256**

Note* : 1) In 2 position selector actuator, for operating style replace 6th digit from K to R and for operating style replace 6th digit from K to T.
2) Assembly comes with LED holder. Please order contact block EC1C and EC2C separately.

Gen Next Modular Contact Blocks [8538]

	Description	Cat. No.	Colour	Voltage	M.R.P. (₹) Per Unit
	'NO' Block	**EC1C**	–	–	**55**
	'NC' Block	**EC2C**	–	–	**55**

Spares for Gen Next Series [8531]

	Description	Cat. No.	Colour (8th Digit)	Voltage (9th, 10th, 11th & 12th Digit)	M.R.P. (₹) Per Unit
	LED Holder for Gen Next illuminated actuator series	**EG08HOL□□□□□**	R-Red G-Green Y-Yellow A-Amber	012C - 12 VAC/DC 024C - 24 VAC/DC 030C - 30 VAC/DC 048C - 48 VAC/DC 064C - 64 VAC/DC 110A - 110 VAC 110D - 110 VDC 240A - 240 VAC 220D - 220 VDC	**148**
			B-Blue W-White		**298** **Blue and White**

Note : Gen Next Modular Contact Blocks (EC1C and EC2C) can be used only with Gen Next Push Button Actuator

Gen Next *e*ntegral Actuator [8536]

- With inbuilt contact arrangement
- Contact rating 6A @ 240AC

	Description	Cat. No.	Contact Configuration (3rd Digit)	Colour (4th Digit)	M.R.P. (₹) Per Unit
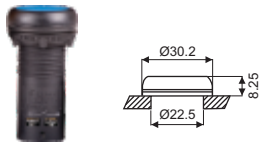	Flush Head	**EE□□□FD1**	1 - 1 NO 2 - 1 NC	R-Red G-Green Y-Yellow W-White B-Blue A-Amber C-Black	**107**
			3 - 1 NO + 1 NC 4 - 2 NO 5 - 2 NC		**157**
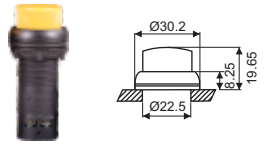	Projecting Head Push Function	**EE□□□PD1**	1 - 1 NO 2 - 1 NC	R-Red G-Green Y-Yellow W-White B-Blue A-Amber C-Black	**107**
			3 - 1 NO + 1 NC 4 - 2 NO 5 - 2 NC		**157**
	Mushroom Head Push - Turn	**EE□□□MH1**	1 - 1 NO 2 - 1 NC	R-Red G-Green Y-Yellow C-Black	**158**
			3 - 1 NO + 1 NC 4 - 2 NO 5 - 2 NC		**215**
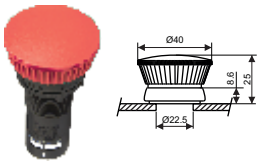	Mushroom Head Push - Function	**EE□□□MD1**	1 - 1 NO 2 - 1 NC	R-Red G-Green Y-Yellow C-Black	**134**
			3 - 1 NO + 1 NC 4 - 2 NO 5 - 2 NC		**183**
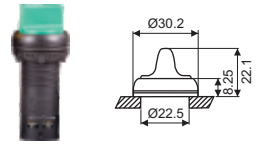	Symmetric Head Actuator	**2 Position**		R-Red G-Green W-White C-Black	
		Non Spring Return **EE□□□SK1**	1 - 1 NO 2 - 1 NC		**218**
		Spring Return **EE□□□SI1**	3 - 1 NO + 1 NC (Left NO) 4 - 2 NO 5 - 2 NC 6 - 1 NO + 1 NC (Right NO)		**268**
		3 Position			
		Non Spring Return **EE□□□SL1**	3 - 1 NO + 1 NC (Left NO) 4 - 2 NO 5 - 2 NC 6 - 1 NO + 1 NC (Right NO)		**277**
		Spring Return **EE□□□SJ1**			
		Spring Return L. H. **EE□□□SM1**			
		Spring Return R. H. **EE□□□SN1**			
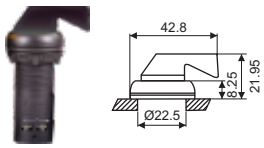	Lever Head	**2 Position**		R-Red G-Green W-White C-Black	
		Non Spring Return **EE□□□LK1**	1 - 1 NO 2 - 1 NC		**218**
		Spring Return **EE□□□LI1**	3 - 1 NO + 1 NC (Left NO) 4 - 2 NO 5 - 2 NC 6 - 1 NO + 1 NC (Right NO)		**268**
		3 Position			
		Non Spring Return **EE□□□LL1**	3 - 1 NO + 1 NC (Left NO) 4 - 2 NO 5 - 2 NC 6 - 1 NO + 1 NC (Right NO)		**277**
		Spring Return **EE□□□LJ1**			
		Spring Return L. H. **EE□□□LM1**			
		Spring Return R. H. **EE□□□LN1**			

Gen Next ℯntegral Actuator [8536]

	Description	Cat. No.	Contact Configuration (3rd Digit)	Colour (4th Digit)	M.R.P. (₹) Per Unit
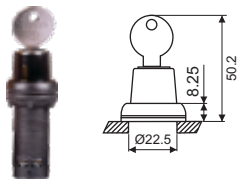	Lock & Key Rotary Type	**2 Position**	1 - 1 NO 2 - 1 NC	C-Black	**279**
		Non Spring Return **EE□□KK1**			
		Spring Return **EE□□KI1**	3 - 1 NO + 1 NC (Left NO) 4 - 2 NO 5 - 2 NC 6 - 1 NO + 1 NC (Right NO)		**335**
		3 Position	3 - 1 NO + 1 NC (Left NO) 4 - 2 NO 5 - 2 NC 6 - 1 NO + 1 NC (Right NO)		**343**
		Non Spring Return **EE□□KL1**			
		Spring Return **EE□□KJ1**			
		Spring Return L. H. **EE□□KM1**			
		Spring Return R. H. **EE□□KN1**			

Note * - In 2 position selector actuator, for operating style replace 6th digit from K to R and for operating style replace 6th digit from K to T

Panel Mounted Buzzer Ø 22.5 mm [8531]

- IP20 protection
- 80dB at 1 m distance
- Low Power consumption < 0.6W

	Description	Electrical Rating	Cat. No. Round Type	M.R.P. (₹) Per Unit
	22.5 mm Panel Mounted Buzzer Black colour	240 VAC	EG15R00C240A	**255**
		110 VAC	EG15R00C110A	**255**
		64 VAC/DC	EG15R00C064C	**255**
		48 VAC/DC	EG15R00C048C	**255**
		30 VAC/DC	EG15R00C030C	**255**
		24 VAC/DC	EG15R00C024C	**255**
		12 VAC/DC	EG15R00C012C	**255**

Gen Next Push Button Stations [8536]

Dimension
- Single Station : 65 x 55 x 33 mm
- Two Station : 100 x 55 x 53 mm
- Three Station : 134 x 55 x 53 mm
- Eight Station : 305 x 55 x 53 mm

	Description	Cat. No.	M.R.P. (₹) Per Unit
	Flush Head Actuator - Red with Legend - STOP Contact - 1 'NC'	**EP1FAC01**	**396**
	Flush Head Actuator - Green with Legend - START Contact - 1 'NO'	**EP1FAB02**	**396**
	Two Position Symmetric Head Selector Switch - Black with Legend - OFF / ON Contact - 1 'NO'	**EP1FAF08**	**521**
	Two Position Lock & Key Rotary Switch with Legend - OFF / ON Contact - 1 'NO'	**EP1FAF12**	**576**
	Mushroom Head Actuator 'Push Function' with Legend - STOP Contact - 1 'NC' for Stop	**EP1FAC03**	**421**

Gen Next Push Button Stations [8536]

	Description	Cat. No.	M.R.P. (₹) Per Unit
	Mushroom Head Actuator 'Push Turn Type' with Legend - STOP Contact - 1 'NC' for Stop	**EP1FAC05**	**513**
	Flush Head Actuator - Green with Legend - START Contact - 1 'NO' *(Station One)*	**EP2FAH0201**	**576**
	Flush Head Actuator - Red with Legend - STOP Contact - 1 'NC'		
	Flush Head Actuator - Green with Legend - START Contact - 1 'NO' *(Station One)*	**EP2FAH0205**	**636**
	Mushroom Head Actuator 'Push Turn Type' with Legend - STOP Contact - 1 'NC' *(Station Two)*		
	LED Indicator 240 VAC - Red *(Station One)*	**EP3FAUI1X0201**	**776**
	Flush Head Actuator - Green with Legend - START Contact - 1 'NO' *(Station Two)*		
	Flush Head Actuator - Red with Legend - STOP Contact - 1 'NC' *(Station Three)*		
	Flush Head Actuator - Green with Legend - FORWARD Contact - 1 'NO' *(Station Two)*	**EP3FAR020102**	**727**
	Flush Head Actuator - Red with Legend - STOP Contact - 1 'NC' *(Station Two)*		
	Flush Head Actuator - Green with Legend - REVERSE Contact - 1 'NO' *(Station Three)*		
	Flush Head Actuator - Green with Legend - UP Contact - 1 'NO' *(Station Two)*	**EP3FAS020102**	**727**
	Flush Head Actuator - Red with Legend - STOP Contact - 1 'NC' *(Station Two)*		
	Flush Head Actuator - Green with Legend - DOWN Contact - 1 'NO' *(Station Three)*		
	All 7 Flush Head Actuators with NO Contact & Mushroom Head Push Turn	**EP8F02**	**2063**
	8 Way push button pendant with hanging provision	**EP8F04**	**2207**
	Single Station Enclosure Box without Actuator	**EP1FAA$**	**219**
	Two Station Enclosure Box without Actuator	**EP2FAA$**	**232**
	Three Station Enclosure Box without Actuator	**EP3FAA$**	**240**
	Eight Station Enclosure Box without Actuator	**EP8FAA$**	**401**

Note: 1. All Gen next push button stations contains *e*ntegral Actuators.
2. Only entegral actuators can be used for converting Gen next enclosure boxes into Gen Next push button station.
3. For any other combination of actuators/indicators in push button stations please contact nearest branch office.
4. EP8F04 is available in single speed for crane application.
$ Chapter ID : 8538.

Standard Push Button & Selector Actuators Ø 22.5 mm [8538]

- Contact blocks HC61A2 & HC61B2

	Description	Cat. No.	Colour (6th Digit)	M.R.P. (₹) Per Unit
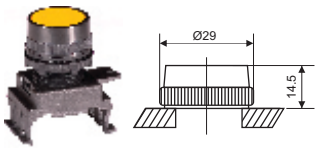	Flush Head	**HD15C☐**	1-Red 2-Green 3-Black 4-Yellow 5-White/Opal 6-Blue 7-Orange 8-Colorless	**97**
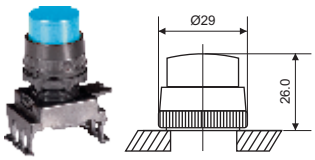	Projecting Head 'Push Function'	**HD45C☐**	1-Red 2-Green 3-Black 4-Yellow 5-White/Opal 6-Blue 7-Orange 8-Colorless	**97**
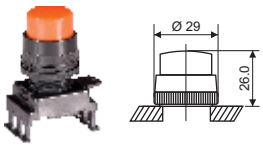	Projecting Head 'Push - Push Function'	**HF45C☐**	1-Red 2-Green 3-Black 4-Yellow 5-White/Opal 6-Blue 7-Orange	**212**
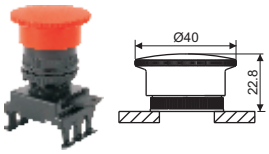	Mushroom Head Ø 40 mm 'Push Function'	**HD55C☐**	1-Red 2-Green 3-Black 4-Yellow	**134**
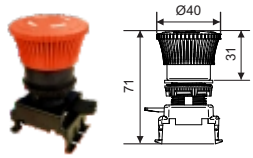	Mushroom Head 'Push Turn'	**HH55C☐**	1-Red 2-Green 3-Black 4-Yellow	**183**
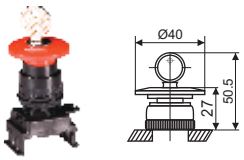	Mushroom Head With Lock & Key	**HQ55C☐**	1-Red 2-Green 3-Black 4-Yellow	**353**
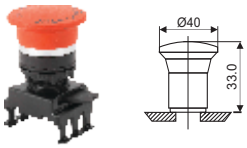	Mushroom Head 'Push Pull'	**HG55B☐**	1-Red 2-Green 3-Black 4-Yellow 6-Blue	**324**
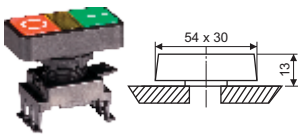	Twin Touch	**HD15G☐**	3-Black	**189**
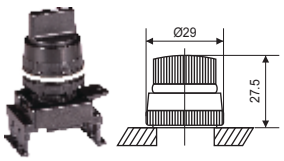	Symmetric Head	**2 Position**	1-Red 2-Green 3-Black 5-White/Opal	
		Non Spring Return **HK65C☐**		**260**
		Spring Return **HI65C☐**		
		3 Position		
		Non Spring Return **HL65C☐**		**276**
		Spring Return **HJ65C☐**		
		Spring Return from L. H. **HM65C☐**		
		Spring Return from R. H. **HN65C☐**		

Standard Push Button & Selector Actuators Ø 22.5 mm [8538]

	Description	Cat. No.		Colour (4th Digit)	M.R.P. (₹) Per Unit
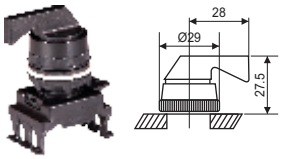	Lever Head	**2 Position**		1-Red 3-Black 5-White/Opal	
		Non Spring Return	**HK75C□**		**260**
		Spring Return	**HI75C□**		
		3 Position			
		Non Spring Return	**HL75C□**		**276**
		Spring Return	**HJ75C□**		
		Spring Return from L. H.	**HM75C□**		
		Spring Return from R. H.	**HN75C□**		
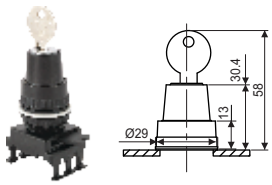	Lock & Key Rotary Type	**2 Position**		3-Black	
		Non Spring Return	**HK85C□**		**353**
		Spring Return	**HI85C□**		
		3 Position			
		Non Spring Return	**HL85C□**		**371**
		Spring Return	**HJ85C□**		
		Spring Return from L. H.	**HM85C□**		
		Spring Return from R. H.	**HN85C□**		
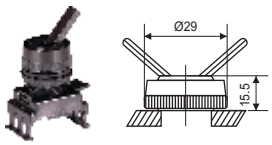	Tip Head	**2 Position**		1-Red 2-Green 3-Black 4-Yellow 5-White/Opal	
		Non Spring Return	**HP95C□**		**217**
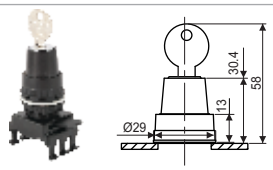	Lock & Key Push Turn	**2 Position**		3-Black	
		Non Spring Return	**HH85C□**		**371**

Note * - In 2 position selector actuator, for operating style replace 2nd digit from K to R and for operating style replace 2nd digit from K to T
** For Lock & Key, Key removable position Left, Right or Both

Note : 1. Actuators & Selector Actuators with black ABS collar are offered as Standard **eg. : HD15C1**
2. Actuators (except Mushroom Head Push - Pull & all types of twin touch Actuators) are also available with chrome plated ABS & Brass collar
- For Chrome plated ABS Collar replace 5 th digit C by A **eg. : HD15A1**
- For Brass Chrome plated ABS Collar replace C by B **eg. : HD15B1**
3. For Non-Illuminated Actuator / Selector Actuator at least 1 NO or NC Block required to make a complete Assembly eg. HD15C1 + HC61A2 makes complete assembly of flush head actuator with 1 NO Block

Standard Illuminated Actuators With LED [8531]

- Illuminated Actuators Pre-assembled with LED Holder
- Contact blocks HC61A2 & HC61B2

	Description	Cat. No.	Colour (4th Digit)	Voltage (5th, 6th, 7th & 8th Digit)	M.R.P. (₹) Per Unit
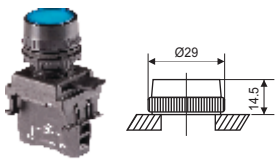	Flush Head	**EAL□□□□□FD1**	R-Red G-Green Y-Yellow A-Amber	012C - 12 VAC/DC 024C - 24 VAC/DC 048C - 48 VAC/DC 064C - 64 VAC/DC 110A - 110 VAC 110D - 110 VDC 240A - 240 VAC 220D - 220 VDC	**248**
			B-Blue W-White		**470**

Standard Illuminated Actuators With LED [8531]

	Description	Cat. No.	Colour (4th Digit)	Voltage (5th, 6th, 7th & 8th Digit)	M.R.P. (₹) Per Unit
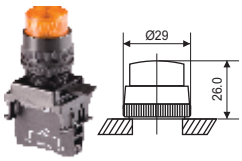	Projecting Head (Push Function)	**EAL□□□□□□PD1**	R-Red G-Green Y-Yellow A-Amber	012C - 12 VAC/DC 024C - 24 VAC/DC 048C - 48 VAC/DC 064C - 64 VAC/DC 110A - 110 VAC 110D - 110 VDC 240A - 240 VAC 220D - 220 VDC	**248**
			B-Blue W-White		**470**
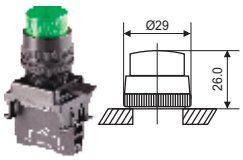	Projecting Head (Push - Push Function)	**EAL□□□□□□PF1**	R-Red G-Green Y-Yellow A-Amber	012C - 12 VAC/DC 024C - 24 VAC/DC 048C - 48 VAC/DC 064C - 64 VAC/DC 110A - 110 VAC 110D - 110 VDC 240A - 240 VAC 220D - 220 VDC	**362**
			B-Blue W-White		**583**
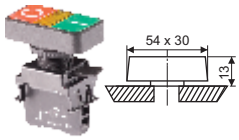	Twin Touch	**EAL□□□□□□TD1**	Y-Yellow A-Amber	012C - 12 VAC/DC 024C - 24 VAC/DC 048C - 48 VAC/DC 064C - 64 VAC/DC 110A - 110 VAC 110D - 110 VDC 240A - 240 VAC 220D - 220 VDC	**325**
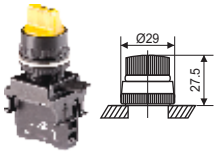	Selector Actuator with Gen Next LED	**2 Position** Non Spring Return **EAL□□□□□□SK1**	R-Red G-Green Y-Yellow A-Amber	012C - 12 VAC/DC 024C - 24 VAC/DC 048C - 48 VAC/DC 064C - 64 VAC/DC 110A - 110 VAC 110D - 110 VDC 240A - 240 VAC 220D - 220 VDC	**392**
		2 Position Spring Return **EAL□□□□□□SI1**	B-Blue W-White		**583**
		3 Position Non Spring Return **EAL□□□□□□SL1**	R-Red G-Green Y-Yellow A-Amber		**411**
		3 Position Spring Return **EAL□□□□□□SJ1**			
		3 Position Spring Return from L. H. **EAL□□□□□□SM1**	B-Blue W-White		**602**
		3 Position Spring Return from R. H. **EAL□□□□□□SN1**			

Note* : 1) In 2 position selector actuator, for operating style replace 10th digit from K to R and for operating style replace 10th digit from K to T.
2) Assembly comes with LED holder. Please order contact block HC61A2 and HC61B2 separately.
3) For Illuminated Actuators / Selector Actuators at least 1 LED Holder is required for electrical connection.

Standard Modular Contact Blocks

	Description	Cat. No.	Colour (4th Digit)	Voltage (5th, 6th, 7th & 8th Digit)	M.R.P. (₹) Per Unit
[8538]	'NO' Block	**HC61A2**	-	-	**73**
	'NC' Block	**HC61B2**	-	-	**73**
[8531]*	LED Holder for Standard series	**EHL□□□□□**	R-Red G-Green Y-Yellow A-Amber B-Blue W-White	012C - 12 VAC/DC 024C - 24 VAC/DC 048C - 48 VAC/DC 064C - 64 VAC/DC 110A - 110 VAC 110D - 110 VDC 240A - 240 VAC 220D - 220 VDC	**151** **353 Blue & White**

Universal Push Button Stations (in ABS Engineering plastic body) [8536]

Dimension
- Single Station : 75 x 75 x 56 mm
- Two Station : 127 x 75 x 56 mm
- Three Station : 160 x 75 x 56 mm

	Description	Cat. No.	M.R.P. (₹) Per Unit
	Flush Head Actuator - Red with Laser Marking - STOP Contact - 1 'NC'	**EWS1C01AC062**	**479**
	Flush Head Actuator - Green with Laser Marking - START Contact - 1 'NO'	**EWS1C01AC063**	**479**
	Two Position Symmetric Head Selector Switch - Black with Laser Marking - OFF / ON Contact - 1 'NO'	**EWS1C01AF064**	**633**
	Illuminated Actuator - Green with Laser Marking - ON Contact - 1 'NO' - 240 VAC	**EWS1C01AA070**	**565**
	Two Position Lock & Key Rotary Switch with Laser Marking - OFF / ON Contact - 1 'NO'	**EWS1C01AF065**	**716**
	Mushroom Head Actuator 'Push Function' with Laser Marking - STOP Contact - 1 'NC' for Stop	**EWS1C13AC054**	**510**
	Mushroom Head Actuator 'Push Turn type' with Laser Marking - STOP Contact - 1 'NC' for Stop	**EWS1C13AC051**	**575**
	"Mushroom Head Actuator with Lock and Key on Yellow Cover, with Laser Marking - STOP, Contact - 1 'NC' for Emergency Stop"	**EWS1C13AC066**	**700**
	Push Button Station with Push Pull Emergency Switch, Red with 1 NC	**EWS1C13AC069**	**622**
	Flush Head Actuator - Green with Laser Marking - START Contact - 1 'NO' (Station One) Flush Head Actuator - Red with Laser Marking - STOP Contact - 1 'NC' (Station Two)"	**EWS2C01AH045**	**692**
	Flush Head Actuator - Green with Laser Marking - START Contact - 1 'NO' (Station One) Mushroom Head Actuator 'Push Turn Type' with Laser Marking - TOP Contact - 1 'NC'"	**EWS2C01AH067**	**768**
	Flush Head Actuator - Green with Laser Marking - START Contact - 1 'NO' (Station One) Mushroom Head Actuator 'Lock & Key Type' with Laser Marking - STOP Contact - 1 'NC'"	**EWS2C01AH068**	**906**
	Pilot Light 240 VAC White (Station One) Flush Head Actuator - Green with Laser Marking - START Contact - 1 'NO' (Station Two) Flush Head Actuator - Red with Laser Marking - STOP Contact - 1 'NC' (Station Three)"	**EWS3C01AH048**	**938**
	Flush Head Actuator - Green with Laser Marking - FORWARD Contact - 1 'NO' (Station One) Flush Head Actuator - Red with Laser Marking - STOP Contact - 1 'NC' (Station Two) Flush Head Actuator - Green with Laser Marking - REVERSE Contact - 1 'NO' (Station Three)"	**EWS3C01BJ055**	**879**
	Flush Head Actuator - Green with Laser Marking - UP Contact - 1 'NO' (Station One) Flush Head Actuator - Red with Laser Marking - STOP Contact - 1 'NC' (Station Two) Flush Head Actuator - Green with Laser Marking - DOWN Contact - 1 'NO' (Station Three)"	**EWS3C01AS055**	**879**

Universal Push Button Stations (in ABS Engineering plastic body) [8538]

Push Buttons Station Enclosure

Dimension
- Single Station : 75 x 75 x 56 mm
- Two Station : 127 x 75 x 56 mm
- Three Station : 160 x 75 x 56 mm
- Four Station : 215 x 75 x 70 mm
- Five Station : 270 x 75 x 71 mm

	Description	Cat. No.	M.R.P. (₹) Per Unit
	Enclosure Grey-Black single hole	**EWS1C01AA**	**278**
	Enclosure Grey-Black & 2 hole of Ø 22.5	**EWS2C01AA**	**361**
	Enclosure Grey-Black & 3 holes of Ø 22.5	**EWS3C01AA**	**442**
	Enclosure Grey-Black & 4 holes of Ø 22.5	**EWS4C01AA**	**623**
	Enclosure Grey-Black & 5 holes of Ø 22.5	**EWS5C01AA**	**718**
	Enclosure Yellow-Black single hole	**EWS1C13AA**	**278**
	Enclosure Yellow-Black & 2 hole of Ø 22.5	**EWS2C13AA**	**361**
	Enclosure Yellow-Black & 3 holes of Ø 22.5	**EWS3C13AA**	**442**
	Enclosure Yellow-Black & 4 holes of Ø 22.5	**EWS4C13AA**	**623**
	Enclosure Yellow-Black & 5 holes of Ø 22.5	**EWS5C13AA**	**718**

Standard All Purpose Enclosures [8538]

Dimension: 110 x 80 x 65 mm

	Description	Cat. No.	M.R.P. (₹) Per Unit
	All Grey without hole	**HF999000**	**272**
	All Grey & 1 hole of Ø 22.5	**HF999001**	**272**
Note : with plastic screws	All Grey & 2 holes of Ø 22.5	**HF999002**	**272**

Note: All series actuators and contact block can be used to convert all purpose enclosure box into standard push button station.

Accessories and Spares [8538]

Metal Plates - Spare

Small Large Square

Description	Cat. No.	M.R.P.(₹) Per Unit
Small	HH2420122	17
Large	HH2420124	17
Square	HH2420123	17

Note: Printing as per customer requirement

Fixing Device

Cat. No.	M.R.P. (₹) Per Unit
HH192000	59

Plastic Plate

	Cat. No.	M.R.P. (₹) Per Unit
Yellow legend plate	HB135000	50
New Padlock Yellow (for Mushroom head Actuator)	HF192024	124
Padlock Transparent (for Flush head Actuator)	HF192025	113
Protecting Shroud for Emergency Push Button	HF195020A	57
Protecting Shroud	HF195004	50

Shroud (Boot) for Actuator

(For IP67 protection of actuators)

Colour	Standard Actuator		Gen Next Actuator	
	Cat. No.	M.R.P. (₹) Per Unit	Cat. No.	M.R.P. (₹) Per Unit
White	NA	NA	HB17101	23
Red	HH152002	20	HB17301	
Green	HH153003		HB17401	
Black	HH154004		NA	
Yellow	HH155005		HB17501	
Blue	NA	NA	HB17701	
Amber	NA	NA	HB17801	
Colourless	HH150100	28	HB190003	28

Spare Lens Cap

Colour	Cat. No.		M.R.P. (₹) Per Unit
	Non Illuminated	Illuminated	
Red	HB103002	HB103103	16
Green	HB104000	HB104101	
Black	HB102006	NA	
Yellow	HB105008	HB105109	
White/Opal	HB101004	HB101105	
Blue	HB107010	HB107111	
Orange	HB108012	HB108113	
Colourless	NA	HB100107	

Note: It can be used for Gen Next as well as standard actuators.

		Cat. No.	Colour	M.R.P. (₹) Per Unit
Collar (For Flush/ Projecting Head)		HB196000	Chrome Plated 'ABS'	15
		HB192000	Black	15
		HB326000	Brass	48
Adaptor Ring * (For 30 to 22 mm in Panel Cutout conversion)		HH180000	Gray	21
		HH182004	Black	
		HH196006	Chrome Plated 'ABS'	
Blanking Plugs		HH180002	Gray	41
		HH182009	Black	
		HH196010	Chrome Plated 'ABS'	
Center Indication Strip (For Twin Touch Actuator)		HB102058	Black	41
		HB105163	Yellow	
		HB108169	Orange	
		HB100161	Colourless	

* It can be used to convert Gen Next actuator series to TK3 Ø30 mm mounting.

Clips for Modular Blocks

	Description	Cat. No.	M.R.P. (₹) Per Unit
	Second Row Clip (For Vertical Cascading)	HC122030	23
	Side Row Clip (For Horizontal Cascading)	HC929002	

Clips for Modular Blocks

	Description	Cat. No.	M.R.P. (₹) Per Unit
	First Row Clip	HC922002	23
	Single Leg Clip	HE102000	

Note : First Row Clip is included for all std series Push Button Actuators, Selector Actuators & Mushroom Head Assembly

Disclaimer for Modular Remote Control Unit

Every effort as to the correctness or sufficiency of the information and data contained in the catalogue is made. We however cannot accept any liability for the accuracy or completeness of the information and data provided. No claims in this regard shall consequently be accepted.
We reserve the right to make changes, without prior notice, in the catalogue.
Products with CAT no. having, with or without, dot as suffix are same.

These products are manufactured by ESBEE™ switch to perfection

Discontinued products

The following products have been discontinued

Timing Devices & Supply Monitors

Timer Type	Discontinued		Alternate	
	Family	Cat. Nos.	Family	Cat. Nos.
Timer	EM2000	C□□□B1	Micon 225	2AODT5
Time switches	Astro GSM Accessorie	19D2000C, 19D20B00, 19A1000B, T2DDT0, TGDDT6, GFDNN1,GFDNN3M	Astro Pro	AS2DCDS

Push Button Stations

Product	Stations	Description	Discontinued Cat No.	Alternate Cat No.
Push button stations	1	Red flush head actuator with 1 NC contact	JAA10000	EWS1C01AC062
	1	Green flush head actuator with 1 NO contact	JAB20000	EWS1C01AC063
	1	Illuminated Green Actuator with Laser Marking - Start Contact - 1 'NO' - 240 VAC	JAD60000	EWS1C01AA070
	1	Two position symmetric head actuator with 1 NO	JAH20000	EWS1C01AF064
	1	Two position lock and key actuator with 1 NO	JAI20000	EWS1C01AF065
	1	Mushroom head actuator push function with 1 NC contact	JAE10000	EWS1C13AC054
	1	Mushroom head actuator push turn function with 1 NC contact	JAF10000	EWS1C13AC051
	1	Mushroom head lock and key actuator with 1 NC contact	JAG10000	EWS1C13AC066
	1	Mushroom head actuator push pull function with 1 NC contact	TJ51B2	EWS1C13AC069
	2	Red flush head actuator with 1 NC contact + Green flush head actuator with 1 NO contact	JBB2A100	EWS2C01AH045
	2	Green flush head actuator with 1 NO contact + Mushroom head actuator (push turn) with 1 NO contact	JBB2F100	EWS2C01AH067
	2	Green flush head actuator with 1 NO contact + Mushroom head actuator(lock and key type) with 1 NO contact	JBB2G100	EWS2C01AH068
	3	Pilot light+ Red flush head actuator with 1 NO + Green flush head with 1 NC contact (Start Stop)	JCZ4B2A1	EWS3C01AH048
	3	2 Flush head Green actuator with 1 NO contact+Flush head Red Actuator with 1 NC contact (Forward-Stop-Reverse)	JDB2A1B2	EWS3C01BJ055
	3	2 Flush head Green actuator with 1 NO contact+Flush head Red Actuator with 1 NC contact (Up-Stop-Down)	JEB2A1B2	EWS3C01AS055
	1	Single hole enclosure	Hf999004	EWS1C01AA
	2	2 hole enclosure	HF999005	EWS2C01AA
	3	3 hole enclosure	HF999003	EWS3C01AA
	3	1 hole enclosure Yellow/Grey HF995001	HF995001	EWS1C13AA
	3	4 hole enclosure HF999024	Hf999024	EWS4C13AA

Notes:

General Terms

All prices are on maximum retail price basis inclusive of all duties, GST & any other Tax as applicable.

Prices are subject to revision without notice.

Warranty Policy

All the products listed in the price list carry a warranty, against manufacturing defects for a period of 18* months from the date of purchase.

Should the product prove to be defective due to faulty workmanship or otherwise, we will remedy the defect or replace the faulty parts or the whole product at our discretion, as soon as possible, free of cost.

The warranty is however subject to the provision of proper usage, efficient maintenance and does not cover defects arising out of fire, accident, inefficient maintenance, faulty operation and willful or accidental damage. It also does not cover damage to power electronic components like thyristors & IGBTs, which fail predominantly due to over-temperature & over-voltage. The user needs to take adequate precautions to eliminate these conditions. The manufacturer shall not be liable for any consequential loss, injury or damages attributable to defect or failure of its products.

Comprehensive Service Support

L&T has over five decades of experience in providing after sales service for low voltage distribution systems in every type of industry & commercial complex in India.

L&T offers the following services, partnering you in your maintenance of low voltage distribution products :

- Regular Maintenance
- Preventive Maintenance Programme
- On Call
- Annual Maintenance Contract
- Product Support for Managing Obsolescence - Retrofitting & Upgradation of your switchgear products

* Proof of purchase to be retained to avail warranty

Get the Switchgear Training Edge!

Aimed at maximizing productivity, conserving energy, minimizing costs and enhancing safety, our Electrical & Automation training programmes have benefitted over 2.45 Lakh professionals in the last 33 years. These training programmes are highly beneficial as they provide right exposure and impart knowledge on selection, installation, maintenance and testing of Electrical & Automation Products.

So gain the advantage and go the extra mile with:

- 22 courses on contemporary topics
- Courses applicable to all switchgear brands
- Training Centers in Pune, Lucknow, Coonoor, Vadodara, Delhi & Kolkata
- Blend of theory and practical experience

The typical training programmes cover:

- Low Voltage & Medium Voltage Switchgear
- Switchboard Electrical Design
- AC Drives & Building Management Solutions
- Protective Relays & Earthing
- Power Quality Solutions

Please contact any of the training centres for participation and detailed training programme schedule.

Pune
L&T Electrical & Automation
Switchgear Training Centre,
T-156/157, MIDC
Bhosari, Pune - 411 026
Tel: 020 2712 0037 / 2712 0653
Fax: 020 2712 2933
E-mail: stc-pune@Lntebg.com

Lucknow
L&T Electrical & Automation
Switchgear Training Centre,
C - 6 & 7, UPSIDC
P. O. Sarojininagar, Lucknow - 226 008
Tel: 0522 247 6015 / 97944 54455
Fax: 0522 247 6015
E-mail: stc-lucknow@Lntebg.com

Coonoor
L&T Electrical & Automation
Switchgear Training Centre,
Ooty-Coonoor Main Road
Yellanahalli P.O., The Nilgiris - 643 243
Tel. : 0423 251 7107
Fax : 0423 251 7158
E-mail: stc-coonoor@Lntebg.com

Vadodara
L&T Electrical & Automation
Switchgear Training Centre
Behind E&A Knowledge City,
Near Village Ankhol,
Vadodara - 390019
Tel: 0265 2457805
E-mail: stc-vadodara@Lntebg.com

Delhi
L&T Electrical & Automation
Switchgear Training Centre
32, Shivaji Marg,
Near Motinagar Metro Station,
New Delhi - 110015
Tel: 011 41419515 / 41419695 / 41419500
Fax: 011 41419600
E-mail: stc-delhi@Lntebg.com

Kolkata
L&T Electrical & Automation
Switchgear Training Centre
4th Floor, 3B, Shakespeare Sarani,
Kolkata - 700071
Tel: 033 42005975 / 42005978
E-mail: stc-kolkata@Lntebg.com

Electrical Standard Products (ESP) Offices:

HEAD OFFICE
L&T Electrical & Automation
L&T Business Park,
Tower 'B' / 3rd Floor
Saki Vihar Road, Powai
Mumbai 400 072
Tel: 022-67053229
Fax: 022-67051112
e-mail: cic@LNTEBG.com

BRANCH OFFICES
L&T Electrical & Automation
501, Sakar Complex I
Opp. Gandhigram Rly. Station
Ashram Road
Ahmedabad 380 009
Tel: 079-66304006-11
Fax: 079-66304025
e-mail: esp-ahm@LNTEBG.com

L&T Electrical & Automation
M/s Larsen & Toubro Ltd
No 38, Cubbon Road
Bengaluru 560 001
Tel: 080-46136103 / 100
e-mail: esp-blr@LNTEBG.com

L&T Electrical & Automation
131/1, Zone II, Maharana Pratap Nagar
Bhopal 462 011
Tel: 0755-3080511 / 05 / 08 / 13 / 17 / 19
Fax: 0755-3080502
e-mail: esp-bho@LNTEBG.com

L&T Electrical & Automation
Plot No. 559, Annapurna Complex
Lewis Road
Bhubaneswar 751 014
Tel: 0674-6451342 / 2436690 / 2436696
Fax: 0674-2537309
e-mail: esp-bsr@LNTEBG.com

L&T Electrical & Automation
Aspire Towers, 4th Floor
Plot No. 55, Phase-I
Industrial & Business Park
Chandigarh 160 002
Tel: 0172-4646840 / 41 / 42 / 46 / 53
Fax: 0172-4646802
Email: esp-chd@LNTEBG.com

L&T Electrical & Automation
L&T Construction Campus
TC-1 Building, II Floor
Mount-Poonamallee Road
Manapakkam
Chennai 600 089
Tel: 044-2270 6800
Fax: 044-2270 6940
e-mail: esp-maa1@LNTEBG.com

L&T Electrical & Automation
67, Appuswamy Road, Post Bag 7156
Opp. Nirmala College
Coimbatore 641 045
Tel: 0422-4588120 / 1 / 5
Fax: 0422-2588148
e-mail: esp-cbe@LNTEBG.com

L&T Electrical & Automation
1&2, Vijay Park, Main Chakrata road
Opp: Anandam, Ballupur Chowk
Dehradun 248001
Tel: 9582252411

L&T Electrical & Automation
Khairasol, Degaul Avenue
Durgapur 713 212
Tel: 0343-2540448 / 2540449 / 2540443
Fax: 0343-2540442
e-mail: esp-dgp@LNTEBG.com

L&T Electrical & Automation
5, Milanpur Road, Bamuni Maidan
Guwahati 781 021
Tel: +91 8876554417
e-mail: esp-ghy@LNTEBG.com

L&T Electrical & Automation
II Floor, Vasantha Chambers
5-10-173, Fateh Maidan Road
Hyderabad 500 004
Tel: 040-67015052
Fax: 040-23296468
e-mail: esp-hyd@LNTEBG.com

L&T Electrical & Automation
Monarch Building, 1st Floor
D-236 & 237, Amrapali Marg
VaiShali Nagar
Jaipur 302 021
Tel: 0141-4385914 to 18
Fax: 0141-4385925
e-mail: esp-jai@LNTEBG.com

L&T Electrical & Automation
Akashdeep Plaza, 2nd Floor
P. O. Golmuri
Jamshedpur 831 003
Jharkhand
Tel: 0657-2312205 / 38
Fax: 0657-2341250
e-mail: esp-jam@LNTEBG.com

L&T Electrical & Automation
Skybright Bldg; M. G. Road
Ravipuram Junction, Ernakulam
Kochi 682 016
Tel: 0484-4409420 / 4 / 5 / 7
Fax: 0484-4409426
e-mail: esp-cok@LNTEBG.com

L&T Electrical & Automation
3-B, Shakespeare Sarani
Kolkata 700 071
Tel: 033-42005982
Fax: 033-22821025 / 7587
e-mail: esp-ccu@LNTEBG.com

L&T Electrical & Automation
No. 10, Fortuna Tower, 2nd Floor
Rana Pratap Marg, Near NBRI
Lucknow 226001
e-mail: esp-Lko@LNTEBG.com

L&T Electrical & Automation
No: 73, Karpaga Nagar, 8th Street
K. Pudur
Madurai 625007
Tel: 0452-2567405 / 2561068 / 2561657
Fax: 0452-2567552
e-mail: esp-mdu@LNTEBG.com

L&T Electrical & Automation
L&T Business Park, Tower 'B' / 3rd Floor
Saki Vihar Road, Powai
Mumbai 400 072
Tel: 022-67052874 / 2737 / 1156
Fax: 022-67051112
e-mail: esp-bom@LNTEBG.com

L&T Electrical & Automation
Unnati Building, 2nd Floor
Automation Campus
A-600, TTC Industrial area
Shil-Mahape road, Mahape
Navi Mumbai 400710

L&T Electrical & Automation
12, Shivaji Nagar
North Ambajhari Road
Nagpur 440 010
Tel: 0712-2260012 / 6606421
Fax: 2260030 / 6606434
e-mail: esp-nag@LNTEBG.com

L&T Electrical & Automation
32, Shivaji Marg
P. O. Box 6223
New Delhi 110 015
Tel: 011-41419514 / 5 / 6
Fax: 011-41419600
e-mail: esp-del@LNTEBG.com

L&T Electrical & Automation
Grand Chandra, 2nd Floor
Fraser Road
Opposite Doordarshan Kendra
Patna 800001
Tel: 8102440613
e-mail: esp-patna@LNTEBG.com

L&T Electrical & Automation
L&T House
P. O. Box 119
191/1, Dhole Patil Road
Pune 411 001
Tel: 020-48544395 / 48544279
e-mail: esp.pnq@LNTEBG.com

L&T Electrical & Automation
Crystal Tower,
4th Floor, G. E. Road
Telibandha
Raipur 492 006
Tel: 0771-4283214
e-mail: esp-raipur@LNTEBG.com

L&T Electrical & Automation
3rd Floor
Vishwakarma Chambers
Majura Gate, Ring Road
Surat 395 002
Tel: 0261-2473726
Fax: 0261-2477078
e-mail: esp-sur@LNTEBG.com

L&T Electrical & Automation
Radhadaya Complex
Old Padra Road
Near Charotar Society
Vadodara 390 007
Tel: 0265-6613610 / 1 / 2
Fax: 0265-2336184
e-mail: esp-bar@LNTEBG.com

L&T Electrical & Automation
Door No. 49-38-14/3/2, 1st floor,
NGGO's Colony, Akkayyapalem,
Visakhapatnam 530 016
Tel: 0891-2791126 / 2711125
Fax: 0891-2791100
e-mail: esp-viz@LNTEBG.com

Product improvement is a continuous process. For the latest information and special application, please contact any of our offices listed here. Product photographs shown for representative purpose only.

L&T SWITCHGEAR
SAFE & SURE

L&T Electrical & Automation

L&T Electrical & Automation, Electrical Standard Products
L&T Business Park, TC-2, Tower B, 3rd Floor, Gate No. 5, Saki Vihar Road, Powai,
Mumbai - 400 072, INDIA www.Lntebg.com

Customer Interaction Center (CIC)
BSNL / MTNL (toll-free): 1800 233 5858 Reliance (toll-free): 1800 200 5858
Tel: 022 6774 5858 Email: cic@Lntebg.com Web: www.Lntebg.com

SP 50554 R13